



ONTARIO PROVINCIAL POLICE
REPORT TO THE
MUNICIPALITY OF EAST FERRIS
POLICE SERVICES BOARD



June 14th, 2023



Calls For Service (CFS) Billing Summary Report

East Ferris January to June - 2023

Billing Categories (Billing categories below do not match traditional crime groupings)		2023				2022			
		January to June	Year to Date	Time Standard	Year To Date Weighted Hours	January to June	Year to Date	Time Standard	Year To Date Weighted Hours
Violent Criminal Code	Sexual Assault	1	1	15.8	15.8	3	3	15.8	47.4
	Sexual Interference	0	0		0.0	2	2	15.8	31.6
	Assault-Level 1	1	1	15.8	15.8	7	7	15.8	110.6
	Extortion	0	0		0.0	1	1	15.8	15.8
	Criminal Harassment	2	2	15.8	31.6	3	3	15.8	47.4
	Indecent/Harassing Communications	1	1	15.8	15.8	0	0		0.0
	Utter Threats to Person	1	1	15.8	15.8	2	2	15.8	31.6
	Other Criminal Code * against public order	1	1	15.8	15.8	0	0		0.0
	Total	7	7	15.8	110.6	18	18	15.8	284.4
Property Crime Violations	Break & Enter	0	0		0.0	2	2	6.4	12.8
	Break & Enter - Firearms	0	0		0.0	1	1	6.4	6.4
	Theft of Motor Vehicle	0	0		0.0	1	1	6.4	6.4
	Theft under - Other Theft	0	0		0.0	2	2	6.4	12.8
	Theft Under - Gasoline Drive-off	3	3	6.4	19.2	1	1	6.4	6.4
	Fraud -Master code	0	0		0.0	1	1	6.4	6.4
	Fraud - False Pretence < = \$5,000	1	1	6.4	6.4	0	0		0.0
	Fraud - Fraud through mails	1	1	6.4	6.4	0	0		0.0
	Fraud -Money/property/ security > \$5,000	1	1	6.4	6.4	1	1	6.4	6.4
	Fraud -Money/property/ security <= \$5,000	1	1	6.4	6.4	0	0		0.0
	Fraud - Other	1	1	6.4	6.4	0	0		0.0
	Mischief - master code	0	0		0.0	1	1	6.4	6.4
	Interfere with lawful use, enjoyment of property	0	0		0.0	1	1	6.4	6.4
	Property Damage	1	1	6.4	6.4	0	0		0.0
	Total	9	9	6.4	57.6	11	11	6.4	70.4
Other Criminal Code Violations (Excluding traffic)	Offensive Weapons-Possession of Weapons	0	0		0.0	2	2	7.5	15.0
	Offensive Weapons-Other Weapons Offences	0	0		0.0	1	1	7.5	7.5
	Breach of Probation	1	1	7.5	7.5	0	0		0.0
	Breach of Probation -In relation to children	0	0		0.0	1	1	7.5	7.5
	Total	1	1	7.5	7.5	4	4	7.5	30.0
Statutes & Acts	Landlord/Tenant	0	0		0.0	1	1	3.4	3.4
	Mental Health Act	1	1	3.4	3.4	5	5	3.4	17.0



Calls For Service (CFS) Billing Summary Report

East Ferris January to June - 2023

Billing Categories (Billing categories below do not match traditional crime groupings)		2023				2022			
		January to June	Year to Date	Time Standard	Year To Date Weighted Hours	January to June	Year to Date	Time Standard	Year To Date Weighted Hours
Statutes & Acts	Mental Health Act - Attempt Suicide	0	0		0.0	1	1	3.4	3.4
	Mental Health Act - Threat of Suicide	0	0		0.0	1	1	3.4	3.4
	Mental Health Act - Voluntary Transport	0	0		0.0	1	1	3.4	3.4
	Mental Health Act - Apprehension	2	2	3.4	6.8	0	0		0.0
	Trespass To Property Act	1	1	3.4	3.4	1	1	3.4	3.4
	Total	4	4	3.4	13.6	10	10	3.4	34.0
Operational	Animal Stray	1	1	3.8	3.8	0	0		0.0
	Animal Injured	2	2	3.8	7.6	1	1	3.8	3.8
	Animal - Dog Owners Liability Act	0	0		0.0	1	1	3.8	3.8
	Domestic Disturbance	5	5	3.8	19.0	15	15	3.8	57.0
	Suspicious Person	0	0		0.0	1	1	3.8	3.8
	Fire - Building	0	0		0.0	1	1	3.8	3.8
	Fire - Vehicle	1	1	3.8	3.8	1	1	3.8	3.8
	Missing Person under 12	1	1	3.8	3.8	0	0		0.0
	Missing Person 12 & older	1	1	3.8	3.8	0	0		0.0
	Missing Person Located 12 & older	0	0		0.0	1	1	3.8	3.8
	Noise Complaint -Master code	3	3	3.8	11.4	1	1	3.8	3.8
	Noise Complaint - Animal	1	1	3.8	3.8	0	0		0.0
	Found-Personal Accessories	1	1	3.8	3.8	1	1	3.8	3.8
	Lost Property -Master code	1	1	3.8	3.8	2	2	3.8	7.6
	Lost License Plate	0	0		0.0	2	2	3.8	7.6
	Lost-Personal Accessories	0	0		0.0	1	1	3.8	3.8
	Sudden Death - Natural Causes	1	1	3.8	3.8	1	1	3.8	3.8
	Suspicious Vehicle	1	1	3.8	3.8	4	4	3.8	15.2
	Trouble with Youth	2	2	3.8	7.6	0	0		0.0
	Vehicle Recovered - Automobile	0	0		0.0	2	2	3.8	7.6
	Unwanted Persons	2	2	3.8	7.6	0	0		0.0
	Neighbour Dispute	3	3	3.8	11.4	3	3	3.8	11.4
	Other Municipal By-Laws	0	0		0.0	1	1	3.8	3.8
	Assist Public	7	7	3.8	26.6	12	12	3.8	45.6



Calls For Service (CFS) Billing Summary Report

East Ferris January to June - 2023

Billing Categories (Billing categories below do not match traditional crime groupings)		2023				2022			
		January to June	Year to Date	Time Standard	Year To Date Weighted Hours	January to June	Year to Date	Time Standard	Year To Date Weighted Hours
Operational	Family Dispute	4	4	3.8	15.2	16	16	3.8	60.8
	Total	37	37	3.8	140.6	67	67	3.8	254.6
Operational2	False Alarm -Others	14	14	1.4	19.6	6	6	1.4	8.4
	False Alarm -Cancelled	2	2	1.4	2.8	2	2	1.4	2.8
	Keep the Peace	4	4	1.4	5.6	5	5	1.4	7.0
	911 call / 911 hang up	1	1	1.4	1.4	4	4	1.4	5.6
	911 call - Dropped Cell	6	6	1.4	8.4	2	2	1.4	2.8
	Total	27	27	1.4	37.8	19	19	1.4	26.6
Traffic	MVC (MOTOR VEHICLE COLLISION) -Master code	1	1	3.7	3.7	1	1	3.7	3.7
	MVC - Personal Injury (MOTOR VEHICLE COLLISION)	1	1	3.7	3.7	3	3	3.7	11.1
	MVC - Prop. Dam. Non Reportable	1	1	3.7	3.7	3	3	3.7	11.1
	MVC - Prop. Dam. Reportable (MOTOR VEHICLE COLLISION)	8	8	3.7	29.6	25	25	3.7	92.5
	MVC - Prop. Dam. Failed to Remain (MOTOR VEHICLE COLLISION)	0	0		0.0	1	1	3.7	3.7
	Total	11	11	3.7	40.7	33	33	3.7	122.1
Total		96	96		408.4	162	162		822.1

Note to Detachment Commanders:

- The content of each report is to be shared by the Detachment Commander only with the municipality for which it was generated. The municipality may treat this as a public document and distribute it as they wish.
- All data is sourced from the Niche RMS application. Included are 'reported' occurrences (actuals and unfounded occurrences) for 'billable' occurrences ONLY. Data is refreshed on a weekly basis.
- The Traffic category includes motor vehicle collision (MVC) occurrences entered into Niche (UCR code 8521). MVCs are NOT sourced from the eCRS application for this report.
- Only the primary violation is counted within an occurrence.
- Time standards displayed are for the 2023 billing period.

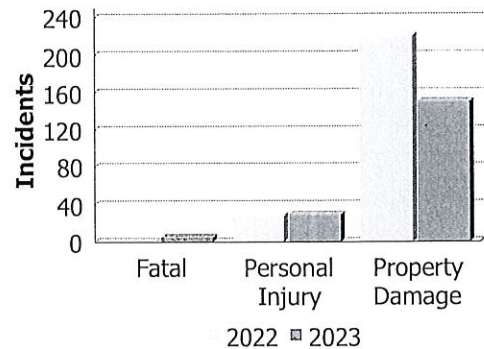
Note to Municipalities:

- Data contained within this report is dynamic in nature and numbers will change over time as the Ontario Provincial Police continues to investigate and solve crime.
- This report is NOT to be used for crime trend analysis as not all occurrences are included.
- Data groupings within this report do not match traditional crime groupings seen in other public reports such as the OPP Police Services Board reports or Statistics Canada reporting.

Police Services Board Report for MUNICIPALITY OF EAST FERRIS
Collision Reporting System
January to June - 2023

Motor Vehicle Collisions by Type

Incidents	January to June			Year to Date - June		
	2022	2023	% Change	2022	2023	% Change
Fatal	0	5	--	0	5	--
Personal Injury	28	29	3.6%	28	29	3.6%
Property Damage	220	150	-31.8%	220	150	-31.8%
Total	248	184	-25.8%	248	184	-25.8%



Fatalities in Detachment Area

Incidents		January to June			Year to Date - June		
		2022	2023	% Change	2022	2023	% Change
Motor Vehicle Collision	Fatal Incidents	0	3	--	0	3	--
	Alcohol Related	0	0	--	0	0	--
Off-Road Vehicle	Fatal Incidents	0	0	--	0	0	--
	Alcohol Related	0	0	--	0	0	--
Motorized Snow Vehicle	Fatal Incidents	0	2	--	0	2	--
	Alcohol Related	0	0	--	0	0	--

Persons Killed	January to June			Year to Date - June		
	2022	2023	% Change	2022	2023	% Change
Motor Vehicle Collision	0	3	--	0	3	--
Off-Road Vehicle	0	0	--	0	0	--
Motorized Snow Vehicle	0	2	--	0	2	--

Detachment: 4I - NORTH BAY
Location code(s): 4I00-NORTH BAY
Data source date:
 2023/06/13

Report Generated by:
 Kuehni, Natalie

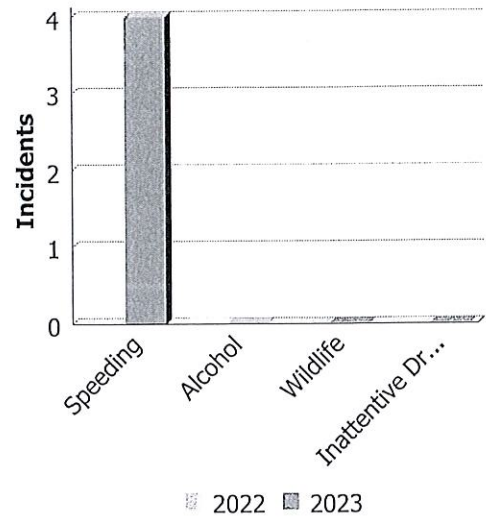
Report Generated on:
 14-Jun-23 11:03:50 AM
 PP-CSC-Operational Planning-4300

Police Services Board Report for MUNICIPALITY OF EAST FERRIS
Collision Reporting System
January to June - 2023

Primary Causal Factors in Fatal Motor Vehicle Collisions

Incidents	January to June			Year to Date - June		
	2022	2023	% Change	2022	2023	% Change
Speeding as a contributing factor	0	4	0	0	4	0
Where alcohol is involved	0	0	0	0	0	0
Wildlife as a contributing factor	0	0	0	0	0	0
Inattentive driver as a contributing factor	0	0	0	0	0	0

Persons Killed	January to June			Year to Date - June		
	2022	2023	% Change	2022	2023	% Change
Seatbelt as a contributing factor	0	0	0	0	0	0



Data Utilized

- SQL online application reporting system – OPP CRS 2.3.09
- Collision Reporting System Business Intelligence Cube

Detachment: 4I - NORTH BAY
Location code(s): 4I00-NORTH BAY
Data source date:
 2023/06/13

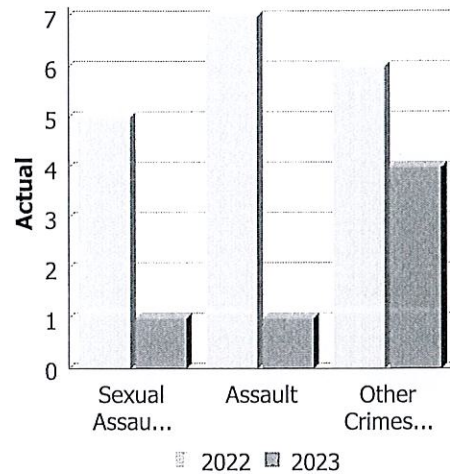
Report Generated by:
 Kuehni, Natalie

Report Generated on:
 14-Jun-23 11:03:50 AM
 PP-CSC-Operational Planning-4300

Police Services Board Report for The Municipality of East Ferris
Records Management System
January to June - 2023

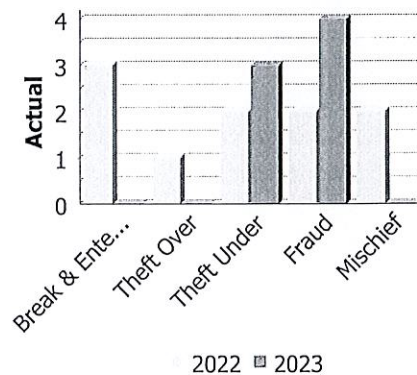
Violent Crime

Actual	January to June			Year to Date - June		
	2022	2023	% Change	2022	2023	% Change
Murder	0	0	--	0	0	--
Other Offences Causing Death	0	0	--	0	0	--
Attempted Murder	0	0	--	0	0	--
Sexual Assault	5	1	-80.0%	5	1	-80.0%
Assault	7	1	-85.7%	7	1	-85.7%
Abduction	0	0	--	0	0	--
Robbery	0	0	--	0	0	--
Other Crimes Against a Person	6	4	-33.3%	6	4	-33.3%
Total	18	6	-66.7%	18	6	-66.7%




Property Crime

Actual	January to June			Year to Date - June		
	2022	2023	% Change	2022	2023	% Change
Arson	0	0	--	0	0	--
Break & Enter	3	0	-100.0%	3	0	-100.0%
Theft Over	1	0	-100.0%	1	0	-100.0%
Theft Under	2	3	50.0%	2	3	50.0%
Have Stolen Goods	0	0	--	0	0	--
Fraud	2	4	100.0%	2	4	100.0%
Mischief	2	0	-100.0%	2	0	-100.0%
Total	10	7	-30.0%	10	7	-30.0%



Drug Crime

Actual	January to June			Year to Date - June		
	2022	2023	% Change	2022	2023	% Change
Possession	0	0	--	0	0	--
Trafficking	0	0	--	0	0	--
Importation and Production	0	0	--	0	0	--
Total	0	0	--	0	0	--



Detachment: 4I - NORTH BAY
Location code(s): 4I00 - NORTH BAY
Area code(s): 4058 - East Ferris
Data source date: 2023/06/10

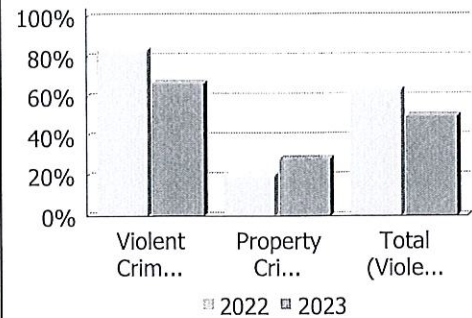
Report Generated by:
 Kuehni, Natalie

Report Generated on:
 14-Jun-23 11:05:47 AM
 PP-CSC-Operational Planning-4300

Police Services Board Report for The Municipality of East Ferris
Records Management System
January to June - 2023

Clearance Rate

Clearance Rate	January to June			Year to Date - June		
	2022	2023	Difference	2022	2023	Difference
Violent Crime	83.3%	66.7%	-16.7%	83.3%	66.7%	-16.7%
Property Crime	20.0%	28.6%	8.6%	20.0%	28.6%	8.6%
Drug Crime	--	--	--	--	--	--
Total (Violent, Property & Drug)	63.3%	50.0%	-13.3%	63.3%	50.0%	-13.3%



Data contained within this report is dynamic in nature and numbers will change over time as the Ontario Provincial Police continue to investigate and solve crime.

Data Utilized

- Major Crimes
- Niche RMS All Offence Level Business Intelligence Cube

Detachment: 4I - NORTH BAY
Location code(s): 4I00 - NORTH BAY
Area code(s): 4058 - East Ferris
Data source date:
 2023/06/10

Report Generated by:
 Kuehni, Natalie

Report Generated on:
 14-Jun-23 11:05:47 AM
 PP-CSC-Operational Planning-4300

Big 4

Updated : Tuesday, June 13, 2023 - Current Period : 1999/12/31

4100 - NORTH BAY All Offence Dates All Offence Hours of Day All Offence Days of Week All Offence Months
All Coverage Types **Traffic Charges (Big 4) - PSB Report** All Offence Act Part Types All Courts All Badges All
License Plate Location All Offender Gender All Offender Age Group All Date Added All Prior Offence Date
MEASURES

Offence Count as values		Speeding	Seatbelt	Impaired	Distracted	Traffic Charges (Big 4) - PSB Report
2019	December	86	0	12	2	100
	All Offence Months	2,084	36	129	39	2,288
2020	January	121	0	5	1	127
	February	144	2	7	2	155
	March	119	0	5	1	125
	April	38	0	6	3	47
	May	211	1	6	2	220
	June	122	2	1	0	125
	July	163	0	11	1	175
	August	95	1	11	1	108
	September	261	6	11	2	280
	October	238	0	0	0	238
	November	77	0	1	0	78
	December	36	0	0	1	37
	All Offence Months	1,625	12	64	14	1,715
2021	January	45	0	0	1	46
	February	68	0	0	1	69
	March	148	0	2	0	150
	April	165	13	2	2	182
	May	169	1	4	0	174
	June	88	0	0	0	88
	July	145	3	3	0	151

Updated : Tuesday, June 13, 2023 - Current Period : 1999/12/31

4100 - NORTH BAY All Offence Dates All Offence Hours of Day All Offence Days of Week All Offence Months
All Coverage Types **Traffic Charges (Big 4) - PSB Report** All Offence Act Part Types All Courts All Badges All
License Plate Location All Offender Gender All Offender Age Group All Date Added All Prior Offence Date
MEASURES

Offence Count as values		Speeding	Seatbelt	Impaired	Distracted	Traffic Charges (Big 4) - PSB Report
2021	August	108	4	9	0	121
	September	109	3	1	0	113
	October	131	4	2	6	143
	November	91	1	2	3	97
	December	63	0	4	1	68
	All Offence Months	1,330	29	29	14	1,402
2022	January	80	6	2	1	89
	February	69	1	1	1	72
	March	61	0	0	0	61
	April	294	1	0	0	295
	May	257	1	0	1	259
	June	127	3	0	2	132
	July	217	3	0	1	221
	August	120	1	6	2	129
	September	184	1	2	1	188
	October	181	1	2	1	185
	November	127	1	0	1	129
	December	99	0	0	0	99
	All Offence Months	1,816	19	13	11	1,859
2023	January	100	1	0	3	104
	February	83	0	0	1	84
	March	139	0	2	1	142

Updated : Tuesday, June 13, 2023 - Current Period : 1999/12/31

4100 - NORTH BAY All Offence Dates All Offence Hours of Day All Offence Days of Week All Offence Months
All Coverage Types **Traffic Charges (Big 4) - PSB Report** All Offence Act Part Types All Courts All Badges All
License Plate Location All Offender Gender All Offender Age Group All Date Added All Prior Offence Date
MEASURES

Offence Count as values		Speeding	Seatbelt	Impaired	Distracted	Traffic Charges (Big 4) - PSB Report
2023	April	124	1	0	0	125
	May	97	0	0	1	98
	June	0	0	0	0	0
	July	0	0	0	0	0
	August	0	0	0	0	0
	September	0	0	0	0	0
	October	0	0	0	0	0
	November	0	0	0	0	0
	December	0	0	0	0	0
	All Offence Months	543	2	2	6	553
Prior to 2000	January	3	1	2	0	6
	February	0	0	0	0	0
	March	0	0	2	0	2
	April	0	0	1	0	1
	May	0	0	0	0	0
	June	0	0	0	0	0
	July	0	0	0	0	0
	August	0	0	1	0	1
	September	0	0	0	0	0
	October	0	0	0	0	0
	November	0	0	0	0	0
	December	0	0	0	0	0

HTA

Updated : Tuesday, June 13, 2023 - Current Period : 1999/12/31

4100 - NORTH BAY All Offence Dates All Offence Hours of Day All Offence Days of Week All Offence Months
 All Coverage Types CC_Provincial Statutes All Offence Act Part Types All Courts All Badges All License Plate
 Location All Offender Gender All Offender Age Group All Date Added All Prior Offence Date MEASURES

Offence Count as values		HTA	CC-Traffic (Revised)	CC-Non-Traffic (Revised)	LLA	Other	CC_Provincial Statutes
2020	May	295	6	72	4	68	445
	June	188	22	81	7	60	358
	July	242	12	52	11	40	357
	August	159	13	66	2	76	316
	September	348	17	38	6	47	456
	October	320	3	52	3	27	405
	November	121	1	27	0	25	174
	December	112	0	6	3	12	133
	All Offence Months	2,481	107	588	68	543	3,787
2021	January	67	0	6	2	9	84
	February	114	9	32	3	38	196
	March	207	5	8	2	23	245
	April	214	3	31	3	37	288
	May	212	5	38	1	28	284
	June	116	0	20	2	10	148
	July	208	4	59	1	54	326
	August	168	17	27	1	37	250
	September	166	1	39	1	28	235
	October	209	3	7	2	30	251
	November	140	2	8	0	31	181

Zero suppression rows and columns. Suppression options applied: zero values, division by zero, missing values, overflow values.

Updated : Tuesday, June 13, 2023 - Current Period : 1999/12/31

4100 - NORTH BAY All Offence Dates All Offence Hours of Day All Offence Days of Week All Offence Months
All Coverage Types **CC_Provincial Statutes** All Offence Act Part Types All Courts All Badges All License Plate
Location All Offender Gender All Offender Age Group All Date Added All Prior Offence Date MEASURES

Offence Count as values		HTA	<i>CC-Traffic (Revised)</i>	<i>CC-Non-Traffic (Revised)</i>	LLA	<i>Other</i>	CC_Provincial Statutes
2021	December	97	6	74	2	24	203
	All Offence Months	1,918	55	349	20	349	2,691
2022	January	124	2	30	2	18	176
	February	116	1	17	2	25	161
	March	111	12	34	0	49	206
	April	356	0	19	0	32	407
	May	344	0	34	0	42	420
	June	205	0	6	0	38	249
	July	277	2	19	0	47	345
	August	170	6	11	1	33	221
	September	257	4	7	0	25	293
	October	266	2	1	0	26	295
	November	185	0	3	0	12	200
	December	175	5	2	0	24	206
	All Offence Months	2,586	34	183	5	371	3,179
2023	January	171	0	10	1	35	217
	February	149	0	2	0	36	187
	March	272	4	11	0	48	335
	April	226	0	18	0	37	281
	May	140	0	0	0	21	161

Zero suppression rows and columns. Suppression options applied: zero values, division by zero, missing values, overflow values.