



ONTARIO PROVINCIAL POLICE
REPORT TO THE
MUNICIPALITY OF EAST FERRIS
POLICE SERVICES BOARD



January 4, 2024



Calls For Service (CFS) Billing Summary Report

East Ferris
January to December - 2023

Billing Categories <i>(Billing categories below do not match traditional crime groupings)</i>		2023				2022			
		January to December	Year to Date	Time Standard	Year To Date Weighted Hours	January to December	Year to Date	Time Standard	Year To Date Weighted Hours
Violent Criminal Code	Sexual Assault	2	2	15.8	31.6	4	4	15.8	63.2
	Sexual Interference	0	0		0.0	2	2	15.8	31.6
	Sexual Exploitation	1	1	15.8	15.8	0	0		0.0
	Non-Consensual Distribution of Intimate Images	1	1	15.8	15.8	1	1	15.8	15.8
	Assault-Level 1	8	8	15.8	126.4	9	9	15.8	142.2
	Extortion	1	1	15.8	15.8	1	1	15.8	15.8
	Criminal Harassment	3	3	15.8	47.4	4	4	15.8	63.2
	Indecent/Harassing Communications	2	2	15.8	31.6	0	0		0.0
	Utter Threats to Person	3	3	15.8	47.4	2	2	15.8	31.6
	Other Criminal Code * against public order	1	1	15.8	15.8	0	0		0.0
	Total	22	22	15.8	347.6	23	23	15.8	363.4
Property Crime Violations	Break & Enter	1	1	6.4	6.4	4	4	6.4	25.6
	Break & Enter - Firearms	0	0		0.0	1	1	6.4	6.4
	Theft of Motor Vehicle	0	0		0.0	1	1	6.4	6.4
	Theft of - Snow Vehicles	1	1	6.4	6.4	0	0		0.0
	Theft of - All Terrain Vehicles	1	1	6.4	6.4	0	0		0.0
	Theft under - Other Theft	1	1	6.4	6.4	5	5	6.4	32.0
	Theft Under - Gasoline Drive-off	9	9	6.4	57.6	1	1	6.4	6.4
	Fraud -Master code	1	1	6.4	6.4	1	1	6.4	6.4
	Fraud - Steal/Forge/Poss./ Use Credit Card	0	0		0.0	1	1	6.4	6.4
	Fraud - False Pretence <= \$5,000	1	1	6.4	6.4	0	0		0.0
	Fraud - Fraud through mails	2	2	6.4	12.8	0	0		0.0
	Fraud -Money/ property/security > \$5,000	3	3	6.4	19.2	1	1	6.4	6.4
	Fraud -Money/ property/security <= \$5,000	4	4	6.4	25.6	1	1	6.4	6.4
	Fraud - Other	8	8	6.4	51.2	2	2	6.4	12.8
	Mischief - master code	1	1	6.4	6.4	7	7	6.4	44.8



Calls For Service (CFS) Billing Summary Report

East Ferris
January to December - 2023

Billing Categories <i>(Billing categories below do not match traditional crime groupings)</i>		2023				2022			
		January to December	Year to Date	Time Standard	Year To Date Weighted Hours	January to December	Year to Date	Time Standard	Year To Date Weighted Hours
Property Crime Violations	Interfere with lawful use, enjoyment of property	0	0		0.0	1	1	6.4	6.4
	Property Damage	1	1	6.4	6.4	1	1	6.4	6.4
	Total	34	34	6.4	217.6	27	27	6.4	172.8
Other Criminal Code Violations (Excluding traffic)	Offensive Weapons-Possession of Weapons	0	0		0.0	2	2	7.5	15.0
	Offensive Weapons-Other Offensive Weapons	1	1	7.5	7.5	0	0		0.0
	Offensive Weapons-Other Weapons Offences	0	0		0.0	1	1	7.5	7.5
	Bail Violations - Fail To Comply	1	1	7.5	7.5	1	1	7.5	7.5
	Indecent acts -Other	0	0		0.0	1	1	7.5	7.5
	Breach of Probation	2	2	7.5	15.0	0	0		0.0
	Breach of Probation - In relation to children	0	0		0.0	1	1	7.5	7.5
	Total	4	4	7.5	30.0	6	6	7.5	45.0
Drug Possession	Possession Cocaine	1	1	7.1	7.1	0	0		0.0
	Total	1	1	7.1	7.1	0	0		0.0
Drugs	Trafficking Cocaine	1	1	68.0	68.0	0	0		0.0
	Distribution of cannabis to youth, by adult	1	1	68.0	68.0	0	0		0.0
	Total	2	2	68.0	136.0	0	0		0.0
Statutes & Acts	Landlord/Tenant	0	0		0.0	5	5	3.4	17.0
	Mental Health Act	6	6	3.4	20.4	6	6	3.4	20.4
	Mental Health Act - Attempt Suicide	0	0		0.0	1	1	3.4	3.4
	Mental Health Act - Threat of Suicide	1	1	3.4	3.4	3	3	3.4	10.2
	Mental Health Act - Voluntary Transport	0	0		0.0	1	1	3.4	3.4
	Mental Health Act - Apprehension	3	3	3.4	10.2	1	1	3.4	3.4
	Trespass To Property Act	4	4	3.4	13.6	2	2	3.4	6.8
	Total	14	14	3.4	47.6	19	19	3.4	64.6
Operational	Animal Bite	0	0		0.0	1	1	3.8	3.8
	Animal Stray	1	1	3.8	3.8	0	0		0.0
	Animal Injured	3	3	3.8	11.4	2	2	3.8	7.6
	Animal - Other	2	2	3.8	7.6	0	0		0.0



Calls For Service (CFS) Billing Summary Report

East Ferris January to December - 2023

Billing Categories <i>(Billing categories below do not match traditional crime groupings)</i>		2023				2022			
		January to December	Year to Date	Time Standard	Year To Date Weighted Hours	January to December	Year to Date	Time Standard	Year To Date Weighted Hours
Operational	Animal - Dog Owners Liability Act	1	1	3.8	3.8	2	2	3.8	7.6
	Domestic Disturbance	15	15	3.8	57.0	21	21	3.8	79.8
	Suspicious Person	10	10	3.8	38.0	5	5	3.8	19.0
	Phone -Nuisance - No Charges Laid	0	0		0.0	1	1	3.8	3.8
	Fire - Building	1	1	3.8	3.8	1	1	3.8	3.8
	Fire - Vehicle	2	2	3.8	7.6	1	1	3.8	3.8
	Insecure Condition - Master code	0	0		0.0	1	1	3.8	3.8
	Missing Person - Master code	1	1	3.8	3.8	0	0		0.0
	Missing Person under 12	1	1	3.8	3.8	0	0		0.0
	Missing Person 12 & older	1	1	3.8	3.8	0	0		0.0
	Missing Person Located Under 12	0	0		0.0	1	1	3.8	3.8
	Missing Person Located 12 & older	1	1	3.8	3.8	1	1	3.8	3.8
	Noise Complaint - Master code	4	4	3.8	15.2	4	4	3.8	15.2
	Noise Complaint - Residence	0	0		0.0	2	2	3.8	7.6
	Noise Complaint - Animal	1	1	3.8	3.8	0	0		0.0
	Noise Complaint - Others	1	1	3.8	3.8	1	1	3.8	3.8
	Found Property - Master code	0	0		0.0	3	3	3.8	11.4
	Found-Personal Accessories	1	1	3.8	3.8	1	1	3.8	3.8
	Lost Property -Master code	1	1	3.8	3.8	6	6	3.8	22.8
	Lost License Plate	1	1	3.8	3.8	2	2	3.8	7.6
	Lost-Personal Accessories	0	0		0.0	2	2	3.8	7.6
	Lost-Household Property	0	0		0.0	1	1	3.8	3.8
	Sudden Death - Natural Causes	2	2	3.8	7.6	1	1	3.8	3.8
	Suspicious Vehicle	8	8	3.8	30.4	9	9	3.8	34.2
	Trouble with Youth	3	3	3.8	11.4	3	3	3.8	11.4
	Vehicle Recovered - Automobile	0	0		0.0	2	2	3.8	7.6
	Unwanted Persons	5	5	3.8	19.0	1	1	3.8	3.8



Calls For Service (CFS) Billing Summary Report

East Ferris January to December - 2023

Billing Categories <i>(Billing categories below do not match traditional crime groupings)</i>		2023				2022			
		January to December	Year to Date	Time Standard	Year To Date Weighted Hours	January to December	Year to Date	Time Standard	Year To Date Weighted Hours
Operational	Neighbour Dispute	10	10	3.8	38.0	7	7	3.8	26.6
	Other Municipal By-Laws	0	0		0.0	1	1	3.8	3.8
	Assist Public	17	17	3.8	64.6	23	23	3.8	87.4
	Family Dispute	17	17	3.8	64.6	25	25	3.8	95.0
	Total	110	110	3.8	418.0	131	131	3.8	497.8
Operational2	False Alarm -Others	25	25	1.4	35.0	13	13	1.4	18.2
	False Alarm - Cancelled	2	2	1.4	2.8	2	2	1.4	2.8
	Keep the Peace	9	9	1.4	12.6	18	18	1.4	25.2
	911 call / 911 hang up	5	5	1.4	7.0	10	10	1.4	14.0
	911 call - Dropped Cell	11	11	1.4	15.4	3	3	1.4	4.2
	Total	52	52	1.4	72.8	46	46	1.4	64.4
Traffic	MVC (MOTOR VEHICLE COLLISION) -Master code	1	1	3.7	3.7	2	2	3.7	7.4
	MVC - Personal Injury (MOTOR VEHICLE COLLISION)	2	2	3.7	7.4	4	4	3.7	14.8
	MVC - Prop. Dam. Non Reportable	7	7	3.7	25.9	11	11	3.7	40.7
	MVC - Prop. Dam. Reportable (MOTOR VEHICLE COLLISION)	25	25	3.7	92.5	42	42	3.7	155.4
	MVC - Prop. Dam. Failed to Remain (MOTOR VEHICLE COLLISION)	1	1	3.7	3.7	2	2	3.7	7.4
	Total	36	36	3.7	133.2	61	61	3.7	225.7
Total		275	275		1,409.9	313	313		1,433.7

Note to Detachment Commanders:

- The content of each report is to be shared by the Detachment Commander only with the municipality for which it was generated. The municipality may treat this as a public document and distribute it as they wish.
- All data is sourced from the Niche RMS application. Included are 'reported' occurrences (actuals and unfounded occurrences) for 'billable' occurrences ONLY. Data is refreshed on a weekly basis.
- The Traffic category includes motor vehicle collision (MVC) occurrences entered into Niche (UCR code 8521). MVCs are NOT sourced from the eCRS application for this report.
- Only the primary violation is counted within an occurrence.
- Time standards displayed are for the 2023 billing period.

Note to Municipalities:

- Data contained within this report is dynamic in nature and numbers will change over time as the Ontario Provincial Police continues to



Calls For Service (CFS) Billing Summary Report

East Ferris January to December - 2023

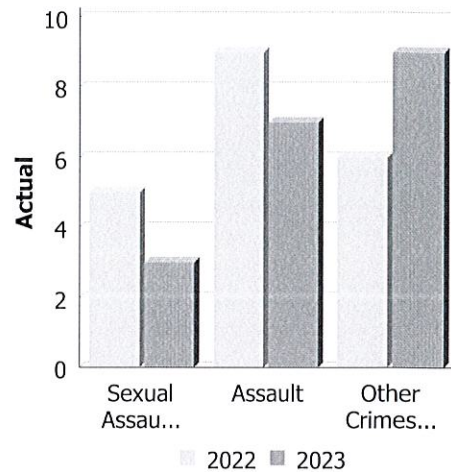
investigate and solve crime.

- This report is NOT to be used for crime trend analysis as not all occurrences are included.
- Data groupings within this report do not match traditional crime groupings seen in other public reports such as the OPP Police Services Board reports or Statistics Canada reporting.

Police Services Board Report for The Municipality of East Ferris
Records Management System
January to December - 2023

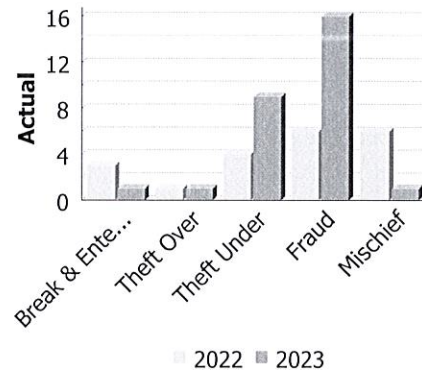
Violent Crime

Actual	January to December			Year to Date - December		
	2022	2023	% Change	2022	2023	% Change
Murder	0	0	--	0	0	--
Other Offences Causing Death	0	0	--	0	0	--
Attempted Murder	0	0	--	0	0	--
Sexual Assault	5	3	-40.0%	5	3	-40.0%
Assault	9	7	-22.2%	9	7	-22.2%
Abduction	0	0	--	0	0	--
Robbery	0	0	--	0	0	--
Other Crimes Against a Person	6	9	50.0%	6	9	50.0%
Total	20	19	-5.0%	20	19	-5.0%



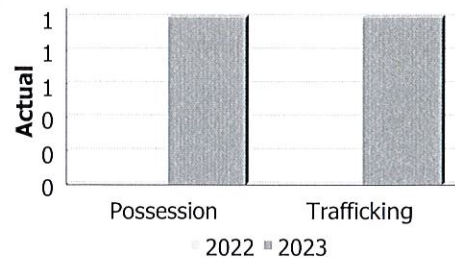
Property Crime

Actual	January to December			Year to Date - December		
	2022	2023	% Change	2022	2023	% Change
Arson	0	0	--	0	0	--
Break & Enter	3	1	-66.7%	3	1	-66.7%
Theft Over	1	1	0.0%	1	1	0.0%
Theft Under	4	9	125.0%	4	9	125.0%
Have Stolen Goods	0	0	--	0	0	--
Fraud	6	16	166.7%	6	16	166.7%
Mischief	6	1	-83.3%	6	1	-83.3%
Total	20	28	40.0%	20	28	40.0%



Drug Crime

Actual	January to December			Year to Date - December		
	2022	2023	% Change	2022	2023	% Change
Possession	0	1	--	0	1	--
Trafficking	0	1	--	0	1	--
Importation and Production	0	0	--	0	0	--
Total	0	2	--	0	2	--



Detachment: 4I - NORTH BAY
Location code(s): 4100 - NORTH BAY
Area code(s): 4058 - East Ferris
Data source date: 2023/12/30

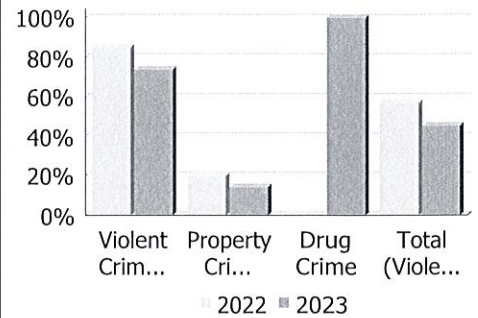
Report Generated by:
 Jacques, Jessica

Report Generated on:
 4-Jan-24 9:20:51 AM
 PP-CSC-Operational Planning-4300

Police Services Board Report for The Municipality of East Ferris
Records Management System
January to December - 2023

Clearance Rate

Clearance Rate	January to December			Year to Date - December		
	2022	2023	Difference	2022	2023	Difference
Violent Crime	85.0%	73.7%	-11.3%	85.0%	73.7%	-11.3%
Property Crime	20.0%	14.3%	-5.7%	20.0%	14.3%	-5.7%
Drug Crime	--	100.0%	--	--	100.0%	--
Total (Violent, Property & Drug)	56.8%	45.3%	-11.5%	56.8%	45.3%	-11.5%



Data contained within this report is dynamic in nature and numbers will change over time as the Ontario Provincial Police continue to investigate and solve crime.

Data Utilized

- Major Crimes
- Niche RMS All Offence Level Business Intelligence Cube

Detachment: 4I - NORTH BAY
Location code(s): 4I00 - NORTH BAY
Area code(s): 4058 - East Ferris
Data source date:
 2023/12/30

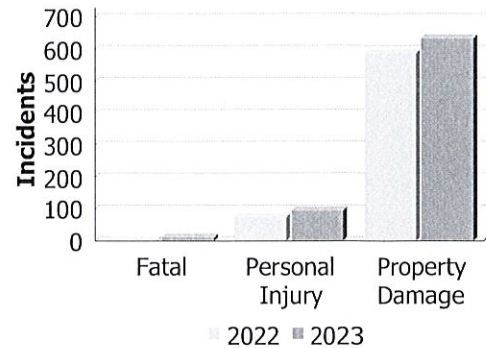
Report Generated by:
 Jacques, Jessica

Report Generated on:
 4-Jan-24 9:20:51 AM
 PP-CSC-Operational Planning-4300

Police Services Board Report for The Municipality of East Ferris
Collision Reporting System
January to December - 2023

Motor Vehicle Collisions by Type

Incidents	January to December			Year to Date - December		
	2022	2023	% Change	2022	2023	% Change
Fatal	2	11	450.0%	2	11	450.0%
Personal Injury	75	95	26.7%	75	95	26.7%
Property Damage	588	635	8.0%	588	635	8.0%
Total	665	741	11.4%	665	741	11.4%



Fatalities in Detachment Area

Incidents		January to December			Year to Date - December		
		2022	2023	% Change	2022	2023	% Change
Motor Vehicle Collision	Fatal Incidents	2	8	300.0%	2	8	300.0%
	Alcohol Related	0	0	--	0	0	--
Off-Road Vehicle	Fatal Incidents	0	1	--	0	1	--
	Alcohol Related	0	0	--	0	0	--
Motorized Snow Vehicle	Fatal Incidents	0	2	--	0	2	--
	Alcohol Related	0	0	--	0	0	--

Persons Killed	January to December			Year to Date - December		
	2022	2023	% Change	2022	2023	% Change
Motor Vehicle Collision	2	8	300.0%	2	8	300.0%
Off-Road Vehicle	0	1	--	0	1	--
Motorized Snow Vehicle	0	2	--	0	2	--

Detachment: 4I - NORTH BAY

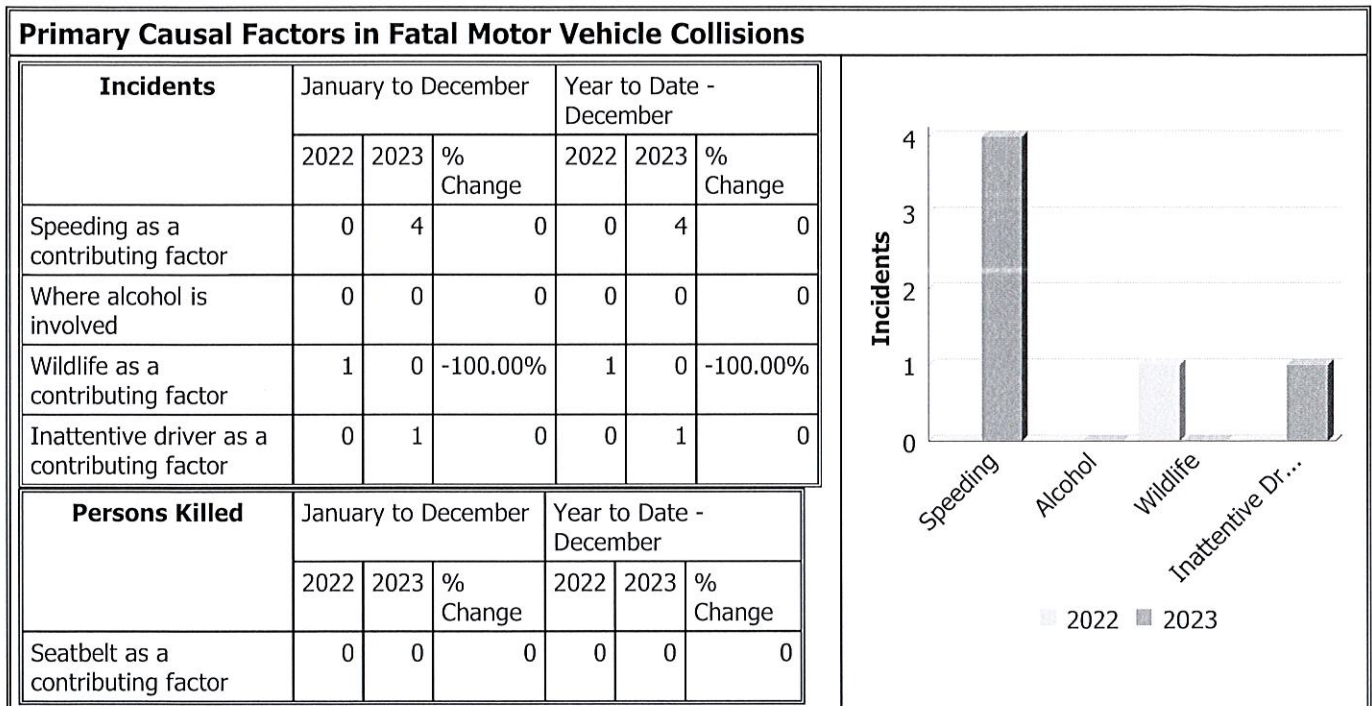
Location code(s): 4I00-NORTH BAY, 4I01-NORTH BAY (East Nipissing Group of 3 (MI)), 4I02-NORTH BAY (Bonfield (MI)), 4I03-NORTH BAY (East Ferris (MI)), 4I10-MATTAWA, 4I11-MATTAWA (Mattawa Group of Four (MI)), 4I20-POWASSAN, 4I21-POWASSAN (North Parry Sound Group of Two (MI)), 4I22-POWASSAN (Powassan (MI)), 4I23-POWASSAN (Mun of Powassan (MI)), 4I70-NIPISSING FN

Data source date:
2024/01/03

Report Generated by:
Jacques, Jessica

Report Generated on:
4-Jan-24 9:06:48 AM
PP-CSC-Operational Planning-4300

Police Services Board Report for The Municipality of East Ferris
Collision Reporting System
January to December - 2023



Data Utilized

- SQL online application reporting system – OPP CRS 2.3.09
- Collision Reporting System Business Intelligence Cube

Detachment: 4I - NORTH BAY

Location code(s): 4I00-NORTH BAY, 4I01-NORTH BAY (East Nipissing Group of 3 (MI)), 4I02-NORTH BAY (Bonfield (MI)), 4I03-NORTH BAY (East Ferris (MI)), 4I10-MATTAWA, 4I11-MATTAWA (Mattawa Group of Four (MI)), 4I20-POWASSAN, 4I21-POWASSAN (North Parry Sound Group of Two (MI)), 4I22-POWASSAN (Powassan (MI)), 4I23-POWASSAN (Mun of Powassan (MI)), 4I70-NIPISSING FN

Data source date:
2024/01/03

Report Generated by:
Jacques, Jessica

Report Generated on:
4-Jan-24 9:06:48 AM
PP-CSC-Operational Planning-4300

Updated : Monday, December 18, 2023 - Current Period : 1999/12/31

4I - NORTH BAY 2023 All Offence Hours of Day All Offence Days of Week All Offence Months All Coverage
Types **CC_Provincial Statutes** All Offence Act Part Types All Courts All Badges All License Plate Location All
Offender Gender All Offender Age Group All Date Added All Prior Offence Date MEASURES

Offence Count as values		HTA	CC-Traffic (Revised)	CC-Non-Traffic (Revised)	LLA	Other	CC_Provincial Statutes
2023 Q 1	January	173	0	14	1	37	225
	February	150	0	9	0	36	195
	March	274	4	14	0	49	341
	All Offence Months	597	4	37	1	122	761
2023 Q 2	April	244	0	24	0	53	321
	May	281	0	7	0	63	351
	June	297	0	6	0	60	363
	All Offence Months	822	0	37	0	176	1,035
2023 Q 3	July	266	5	30	0	80	381
	August	222	0	5	0	36	263
	September	347	0	7	0	58	412
	All Offence Months	835	5	42	0	174	1,056
2023 Q 4	October	359	2	20	0	58	439
	November	195	7	13	0	26	241
	All Offence Months	554	9	33	0	84	680
2023		2,808	18	149	1	556	3,532

Zero suppression rows and columns. Suppression options applied: zero values, division by zero, missing values, overflow values.

Updated : Monday, December 18, 2023 - Current Period : 1999/12/31

4I - NORTH BAY 2023 All Offence Hours of Day All Offence Days of Week All Offence Months All Coverage
Types **Traffic Charges (Big 4) - PSB Report** All Offence Act Part Types All Courts All Badges All License Plate
Location All Offender Gender All Offender Age Group All Date Added All Prior Offence Date MEASURES

Offence Count as values		Speeding	Seatbelt	Impaired	Distracted	Traffic Charges (Big 4) - PSB Report
2023 Q 1	January	101	1	0	3	105
	February	83	0	0	1	84
	March	139	0	2	1	142
	April	0	0	0	0	0
	May	0	0	0	0	0
	June	0	0	0	0	0
	July	0	0	0	0	0
	August	0	0	0	0	0
	September	0	0	0	0	0
	October	0	0	0	0	0
	November	0	0	0	0	0
	December	0	0	0	0	0
	All Offence Months	323	1	2	5	331
2023 Q 2	January	0	0	0	0	0
	February	0	0	0	0	0
	March	0	0	0	0	0
	April	124	1	0	0	125
	May	163	1	0	2	166
	June	129	1	0	4	134
	July	0	0	0	0	0
	August	0	0	0	0	0
	September	0	0	0	0	0

Updated : Monday, December 18, 2023 - Current Period : 1999/12/31

41 - NORTH BAY 2023 All Offence Hours of Day All Offence Days of Week All Offence Months All Coverage
Types **Traffic Charges (Big 4) - PSB Report** All Offence Act Part Types All Courts All Badges All License Plate
Location All Offender Gender All Offender Age Group All Date Added All Prior Offence Date MEASURES

Offence Count as values		Speeding	Seatbelt	Impaired	Distracted	Traffic Charges (Big 4) - PSB Report
2023 Q 2	October	0	0	0	0	0
	November	0	0	0	0	0
	December	0	0	0	0	0
	All Offence Months	416	3	0	6	425
2023 Q 3	January	0	0	0	0	0
	February	0	0	0	0	0
	March	0	0	0	0	0
	April	0	0	0	0	0
	May	0	0	0	0	0
	June	0	0	0	0	0
	July	127	2	2	3	134
	August	127	1	0	2	130
	September	235	1	0	7	243
	October	0	0	0	0	0
	November	0	0	0	0	0
	December	0	0	0	0	0
	All Offence Months	489	4	2	12	507
2023 Q 4	January	0	0	0	0	0
	February	0	0	0	0	0
	March	0	0	0	0	0
	April	0	0	0	0	0
	May	0	0	0	0	0

Updated : Monday, December 18, 2023 - Current Period : 1999/12/31

41 - NORTH BAY 2023 All Offence Hours of Day All Offence Days of Week All Offence Months All Coverage
Types **Traffic Charges (Big 4) - PSB Report** All Offence Act Part Types All Courts All Badges All License Plate
Location All Offender Gender All Offender Age Group All Date Added All Prior Offence Date MEASURES

Offence Count as values		Speeding	Seatbelt	Impaired	Distracted	Traffic Charges (Big 4) - PSB Report
2023 Q 4	June	0	0	0	0	0
	July	0	0	0	0	0
	August	0	0	0	0	0
	September	0	0	0	0	0
	October	234	3	2	7	246
	November	115	1	6	0	122
	December	0	0	0	0	0
	All Offence Months	349	4	8	7	368
2023		1,577	12	12	30	1,631