

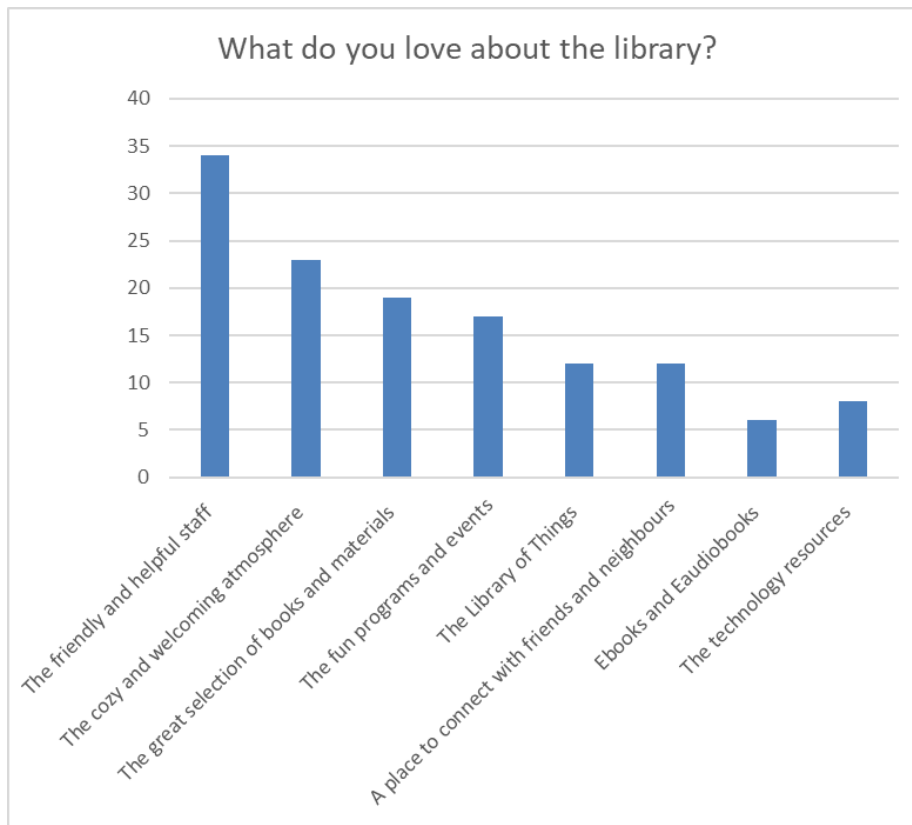


## CEO Report December 2025



### Recent Mini Poll Strategic Action Item CE3.5

We've been experimenting with mini polls on our website and so far, it's been popular! The most recent asked "What Do You Love About Your Library? Here are the responses. – 35 in total.



The next mini poll asks, "If you could add one new thing to the library, what would it be? – Stay tuned.

### 2025 Annual Survey

Each year all public libraries in Ontario must complete a typical week survey. Data from it is used in the Annual Survey of Public Libraries. This survey is required by the province and is typically done in November on a week that does not contain a statutory holiday. A full report to the province will be made next year once all our 2025 circulation and program stats are in. Here is a snippet of our typical week survey done between November 17<sup>th</sup> and November 22<sup>nd</sup>.

Number of visits made in person: 282

Number of standard reference questions in person, chat, email or webform: 17

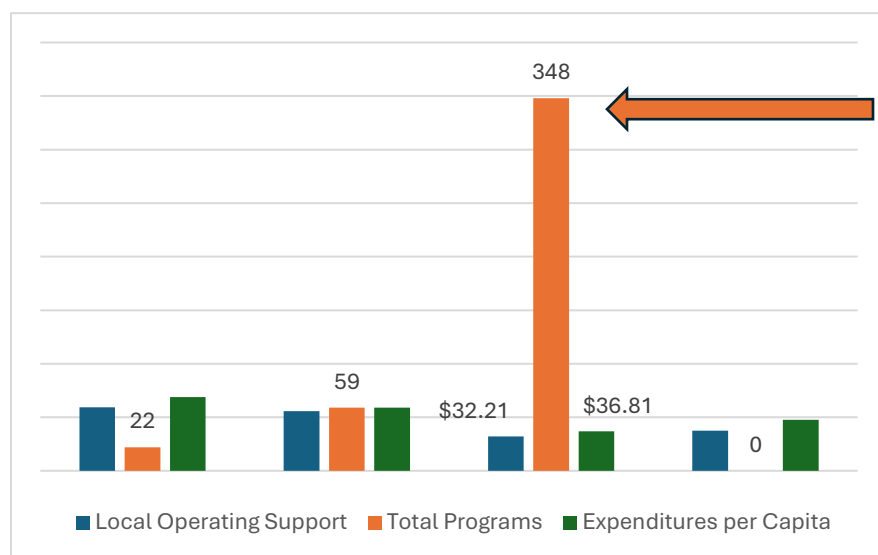
Number of people using the computer: 9

## Ontario Public Library 2023 Statistical Reports by Population Group (2,501 – 5000)

Referencing the Province's database of Ontario public library statistics, I looked at how we compare to other libraries with a similar square footage (Standard Deviation of 140 square feet)

Here are the metrics I focused on:

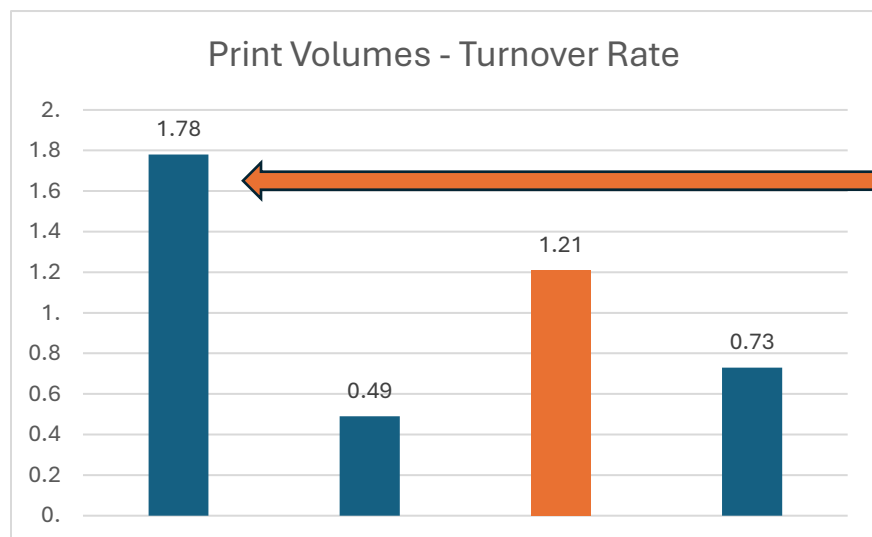
- The local operating support per capita – (the Municipal contribution)
- The total number of programs held in 2023
- Total operating expenditures per capita
- Print volume turnover rate



We can do a lot with a lot less!



The turnover rate metric measures how frequently a library's average stock of books is circulated or used by patrons within a specific period.



We are seeing good support from our patrons!

Why does this library have a 55% higher turnover rate than us?? - They have 2 service points!

The comprehensive 2024 Ontario public library statistics are not yet fully available, as the official 2024 Annual Survey of Public Libraries (ASPL) was due in April 2025 and reports are generated later.

Here is a preview of our program stats from 2024 as reported in the most recent annual survey of public libraries.

	Counts	Attendance
Early Literacy/Learning	87	287
Other Children's Programming	38	167
Summer Reading (TD Summer Reading Club)	29	266
Teen Programming	1	0
Business Development	0	0
Community Development	46	71
Technology, Social Media and Computer Literacy	0	0
Adult Learning	49	306
Seniors Programming	3	22
Book Clubs	7	36
Other	0	0
	260	1155
Technology Help	45	45
Cricut Cutter	16	16
Small Business Support	14	14
	335	1230