

Municipality of East Ferris

Report to Council

Report No.: Fire Department - 2019-02

Date: June 11, 2019

Originator: Frank Loeffen, Fire Chief

Subject: Fire Department Activity Report for 2018

RECOMMENDATION

No recommendation - For Council's information.

BACKGROUND

This report provides information on the annual activities of the East Ferris Fire Department for 2018.

For Council's information, an average response time analysis including the average number of personnel and staff hours from January 1st, 2018 to December 31st, 2018 is also provided.

In 2018, the Fire Department responded to 164 emergency calls with an estimated dollar loss of \$243,100.

The department had a total of 9 fire responses of the 164 emergency calls.

- 2 calls (1%) were classed as structure fires; 1 house and 1 electrical fire in a house with minor damage for an estimated loss of \$223,100.
- 1 call (1%) was a vehicle fire with an estimated loss of \$20,000.
- 2 calls (1%): 1 camper trailer fire and 1 call to a fire at our landfill site both with no dollar loss.
- 4 outdoor fire responses with no loss (2%) grass and hydro pole fires with no dollar loss.

The Department also responded to **155 non-fire calls** that accounted for 95% of the Department's responses in 2018. The number of responses and the percentage breakdown are as follows:

- 3 Controlled burning (2%)

- 5 False carbon monoxide (CO) alarms (3%)
- 6 False fire calls or alarms reported by monitoring companies (4%)
- 93 Medical / resuscitator calls (57%)
- 19 Other responses, cancelled calls or perceived emergencies (12%)
- 4 Pre-fire conditions with no fire including equipment over heating (2%)
- 9 Public hazard calls, gas leaks, downed hydro lines (5%)
- 16 Rescues including motor vehicle collisions, ice / water and off road responses (10%).

The Department responded to 5 Mutual Aid Assistance calls in 2018 as follows:

- 1 in Bonfield
- 2 in Callander
- 2 in Chisholm

The Department also conducted 68 sessions which include training, equipment maintenance, meetings and public events. The number of sessions does not include inspection of residential or commercial properties.

A 6-year comparison on the number of incidents by group type and total annual emergency calls from January 1st, 2013 to December 31st, 2018 is provided for Council's information.

Also provided is the 2018 Standard Incident Report Verification Summary that has been reviewed and submitted to the Office of the Fire Marshal. The Standard Incident Report details the total calls, the percentage of the total, the total calls per month and the dollar losses.


The members of the East Ferris Fire Department continue to conduct door to door smoke alarm inspections, public education events and school visits as our provincially mandated public education and prevention program.

CONCLUSION

As the Fire Chief, I am very proud of the members who have committed to their skills and knowledge training. Their dedication has been reflected in the protection and assistance to residents and visitors of our community. Their professional attitude and presentation to the public has been demonstrated in their efficiencies when responding to a call for help.


I thank Council for their ongoing support and for the modern equipment provided to our Department which has greatly assisted in the Department's operations, the safety of our members and the Department's image.

Respectfully Submitted,

A handwritten signature in cursive script, appearing to read "Frank Loeffen", written over a horizontal line.

Frank Loeffen, Fire Chief

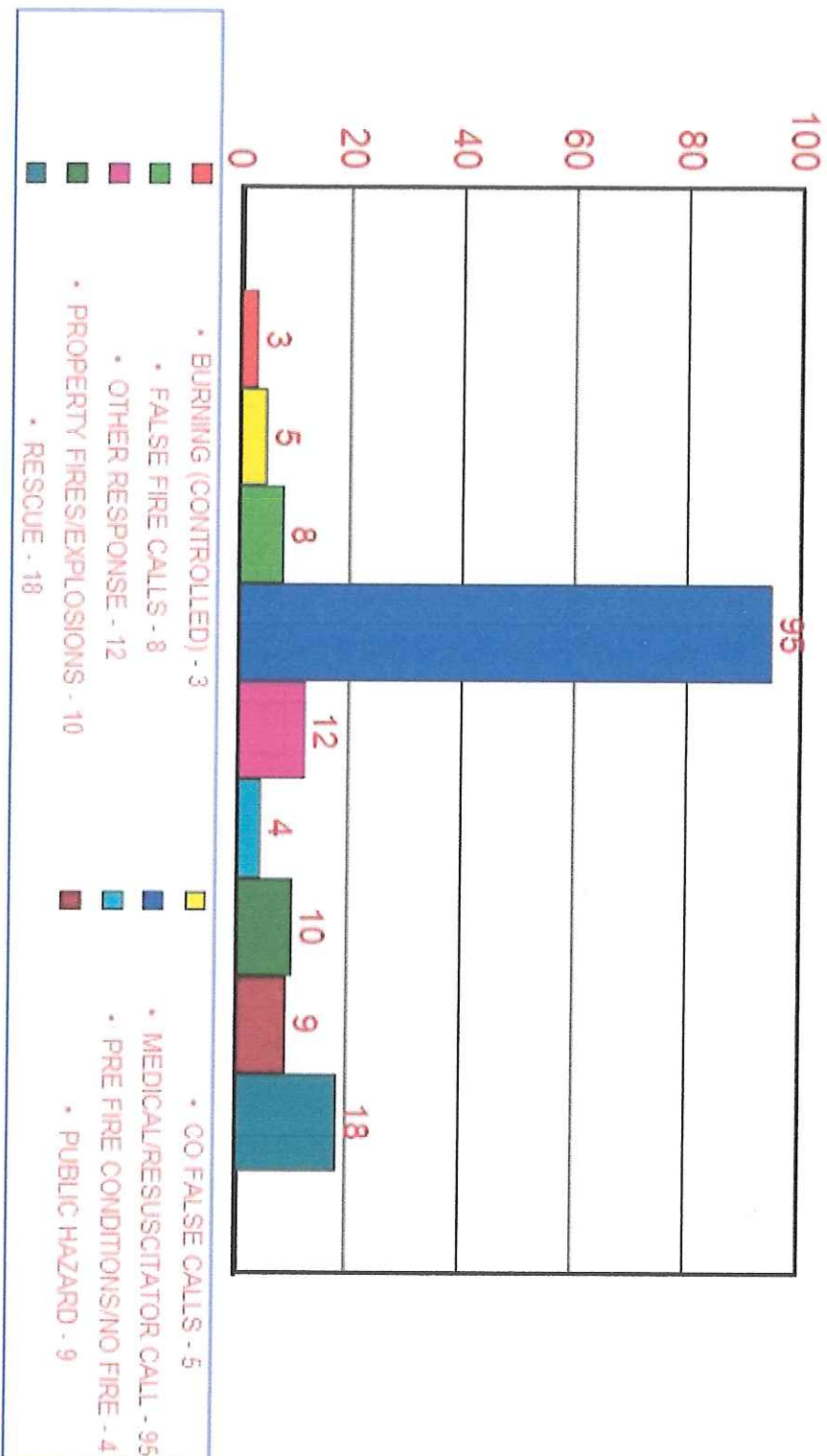
I concur with this report:

A handwritten signature in cursive script, appearing to read "Jason Trottier", written over a horizontal line.

Jason Trottier, CAO/Treasurer

Totals by Type (grouped)

From Jan 1 18 to Dec 31 18



East Ferris Fire Department

Fire Chief :Frank Loeffen

390 Highway 94 Corbeil ON

Corbeil ON P0H 1K0

PH : 705-752-2740 FAX : 705-752-2452

Email : firedept@eastferris.ca

URL : www.eastferris.ca

Totals by Type

From Jan 1 18 to Dec 31 18

Response Type	# of Incidents	Staff Hours	Average # of Responding Personnel	Average Response Time	\$ Loss
January					
31 Alarm System Equipment - Malfunction	2	0 h 14 m	1.00	01:30	
37 CO false alarm - perceived emergency (no CO present)	1	2 h 10 m	5.00	10:00	
38 CO false alarm - equipment malfunction (no CO present)	1	5 h 48 m	6.00	12:45	
53 CO incident, CO present (exc false alarms)	2	17 h 25 m	8.00	12:30	
61 Vehicle Extrication	1	46 h 18 m	15.00	14:00	
62 Vehicle Collision	2	2 h 26 m	3.00	11:30	
71 Asphyxia, Respiratory Condition	3	6 h 53 m	4.00	16:40	
76 Chest pains or suspected heart attack	1	2 h 27 m	3.00	07:00	
88 Accident or illness related - cuts, fractures, person fainted, etc.	1	2 h 4 m	4.00	14:00	
910 Assisting Other FD: Mutual Aid	1	10 h 24 m	6.00	15:00	
Subtotal for January	15	96 h 9 m	5.00	11:35	
February					
29 Other pre fire conditions (no fire)	1	7 h 28 m	7.00	08:00	
31 Alarm System Equipment - Malfunction	1	5 h 1 m	7.00	09:00	
62 Vehicle Collision	1	1 h 18 m	2.00	09:00	
702 CPR administered	1	10 h 16 m	14.00	05:00	
71 Asphyxia, Respiratory Condition	4	8 h 49 m	4.00	14:30	
88 Accident or illness related - cuts, fractures, person fainted, etc.	1	1 h 27 m	3.00	08:00	
898 Medical/resuscitator call no action required	2	1 h 31 m	2.00	11:29	
Subtotal for February	11	35 h 50 m	4.82	10:54	
March					
29 Other pre fire conditions (no fire)	1	8 h 6 m	9.00	07:00	
31 Alarm System Equipment - Malfunction	1	0 h 40 m	1.00	15:00	

East Ferris Fire Department

Totals by Type Continued From Jan 1 18 to Dec 31 18

Response Type	# of Incidents	Staff Hours	Average # of Responding Personnel	Average Response Time	\$ Loss
62 Vehicle Collision	1	3 h 16m	7.00	07:00	
71 Asphyxia, Respiratory Condition	2	4 h 20m	4.00	12:00	
76 Chest pains or suspected heart attack	1	1 h 21m	3.00	06:00	
88 Accident or illness related - cuts, fractures, person fainted, etc.	1	2 h 50m	5.00	21:00	
99 Other Response	1	0 h 33m	1.00	15:00	
Subtotal for March	8	21 h 6m	4.25	11:53	
April					
37 CO false alarm - perceived emergency (no CO present)	1	9 h 20m	10.00	11:00	
42 Gas Leak - Propane	1	5 h 55m	5.00	07:00	
62 Vehicle Collision	1	3 h 40m	6.00	06:00	
71 Asphyxia, Respiratory Condition	3	9 h 22m	4.67	11:40	
76 Chest pains or suspected heart attack	6	19 h 3m	5.17	13:50	
88 Accident or illness related - cuts, fractures, person fainted, etc.	3	7 h 38m	6.00	11:40	
Subtotal for April	15	54 h 58m	5.60	11:48	
May					
01 Fire	2	137 h 33m	13.00	11:46	243,000
03 NO LOSS OUTDOOR fire (see exclusions)	1	11 h 55m	13.00	14:00	
32 Alarm System Equipment - Accidental activation (exc. code 35)	1	1 h 18m	6.00	04:00	
71 Asphyxia, Respiratory Condition	4	9 h 57m	4.50	08:30	
76 Chest pains or suspected heart attack	2	5 h 50m	5.00	15:00	
85 Vital signs absent, DOA	1	2 h 18m	6.00	08:00	
88 Accident or illness related - cuts, fractures, person fainted, etc.	3	7 h 6m	4.33	09:00	
Subtotal for May	14	175 h 57m	6.57	10:02	243,000
June					
01 Fire	1	4 h 8m	8.00	04:00	200
29 Other pre fire conditions (no fire)	1	2 h 52m	4.00	10:00	
38 CO false alarm - equipment malfunction (no CO present)	1	5 h 5m	8.00	13:00	
61 Vehicle Extrication	1	13 h 56m	11.00	09:00	
62 Vehicle Collision	1	2 h 30m	5.00	18:00	

East Ferris Fire Department

Totals by Type Continued From Jan 1 18 to Dec 31 18

Response Type	# of Incidents	Staff Hours	Average # of Responding Personnel	Average Response Time	\$ Loss
71 Asphyxia, Respiratory Condition	5	12 h 11m	5.20	12:48	
76 Chest pains or suspected heart attack	2	2 h 32m	4.00	05:00	
86 Alcohol or drug related	1	2 h 36m	4.00	11:00	
88 Accident or illness related - cuts, fractures, person fainted, etc.	3	7 h 23m	5.00	15:00	
898 Medical/resuscitator call no action required	1	2 h 36m	6.00	12:00	
910 Assisting Other FD: Mutual Aid	1	19 h 18m	10.00	15:00	
Subtotal for June	18	75 h 7m	5.83	11:43	200
July					
01 Fire	1	76 h 0m	12.00	15:00	
03 NO LOSS OUTDOOR fire (see exclusions)	2	14 h 47m	8.00	14:00	
23 Open air burning/unauthorized controlled burning (no uncontrolled fire)	1	0 h 36m	2.00	13:00	
34 Human - Perceived Emergency	1	0 h 0m	18.00	05:00	
62 Vehicle Collision	4	30 h 9m	7.25	09:00	
71 Asphyxia, Respiratory Condition	7	17 h 34m	4.57	09:51	
73 Seizure	1	4 h 20m	5.00	08:00	
76 Chest pains or suspected heart attack	2	3 h 39m	4.00	12:30	
88 Accident or illness related - cuts, fractures, person fainted, etc.	3	6 h 36m	3.67	13:20	
89 Other Medical/Resuscitator Call	1	1 h 51m	3.00	12:00	
97 Incident not found	3	7 h 14m	5.00	07:00	
Subtotal for July	26	162 h 46m	5.81	10:28	
August					
03 NO LOSS OUTDOOR fire (see exclusions)	1	14 h 6m	9.00	16:00	
23 Open air burning/unauthorized controlled burning (no uncontrolled fire)	1	0 h 0m	2.00	16:00	
62 Vehicle Collision	1	3 h 0m	5.00	09:00	
71 Asphyxia, Respiratory Condition	2	4 h 17m	3.50	12:30	
76 Chest pains or suspected heart attack	2	3 h 56m	4.00	13:00	
88 Accident or illness related - cuts, fractures, person	2	5 h 47m	7.00	09:30	

East Ferris Fire Department

Totals by Type Continued From Jan 1 18 to Dec 31 18

Response Type	# of Incidents	Staff Hours	Average # of Responding Personnel	Average Response Time	\$ Loss
fainted, etc.					
96 Call cancelled on route	2	0 h 48m	3.50	12:00	
Subtotal for August	11	31 h 54m	4.73	12:18	
September					
01 Fire	1	0 h 19m	1.00	09:00	
32 Alarm System Equipment - Accidental activation (exc. code 35)	1	0 h 22m	1.00	08:00	
34 Human - Perceived Emergency	1	2 h 4m	5.00	15:00	
36 Authorized controlled burning - complaint	1	1 h 10m	2.00	12:00	
50 Power Lines Down, Arcing	6	14 h 54m	4.00	10:57	
62 Vehicle Collision	2	6 h 34m	6.50	12:19	
71 Asphyxia, Respiratory Condition	2	1 h 36m	1.00	10:00	
89 Other Medical/Resuscitator Call	1	1 h 30m	3.00	13:00	
910 Assisting Other FD: Mutual Aid	1	38 h 10m	10.00	02:00	
96 Call cancelled on route	2	3 h 24m	3.00	16:00	
Subtotal for September	18	70 h 3m	3.72	12:31	
October					
62 Vehicle Collision	2	6 h 0m	5.50	09:30	
71 Asphyxia, Respiratory Condition	2	3 h 24m	3.00	11:30	
89 Other Medical/Resuscitator Call	2	3 h 47m	4.50	07:00	
898 Medical/resuscitator call no action required	2	2 h 38m	3.00	19:30	
Subtotal for October	8	15 h 49m	4.00	11:53	
November					
37 CO false alarm - perceived emergency (no CO present)	1	2 h 30m	1.00	22:00	
71 Asphyxia, Respiratory Condition	3	3 h 22m	2.67	08:00	
76 Chest pains or suspected heart attack	5	9 h 13m	3.00	14:00	
88 Accident or illness related - cuts, fractures, person fainted, etc.	1	1 h 56m	4.00	13:00	
97 Incident not found	1	0 h 18m	2.00	05:00	
Subtotal for November	11	17 h 19m	2.73	16:33	
December					
01 Fire	1	18 h 25m	13.00	11:00	100

\$ Saved: 399,800

East Ferris Fire Department


Totals by Type Continued

From Jan 1 18 to Dec 31 18

Response Type	# of Incidents	Staff Hours	Average # of Responding Personnel	Average Response Time	\$ Loss
29 Other pre fire conditions (no fire)	1	16 h 48m	9.00	11:00	
62 Vehicle Collision	1	6 h 3m	11.00	08:00	
71 Asphyxia, Respiratory Condition	3	4 h 14m	2.67	15:40	
76 Chest pains or suspected heart attack	1	1 h 44m	4.00	12:00	
88 Accident or illness related - cuts, fractures, person fainted, etc.	1	5 h 1m	7.00	11:00	
89 Other Medical/Resuscitator Call	1	3 h 0m	3.00	14:00	
Subtotal for December	9	55 h 15m	6.11	15:20	100
Total Number of Responses	164	812 h 13m	5.06	11:59	243,300
			\$\$ Saved:		399,800

Totals by Year

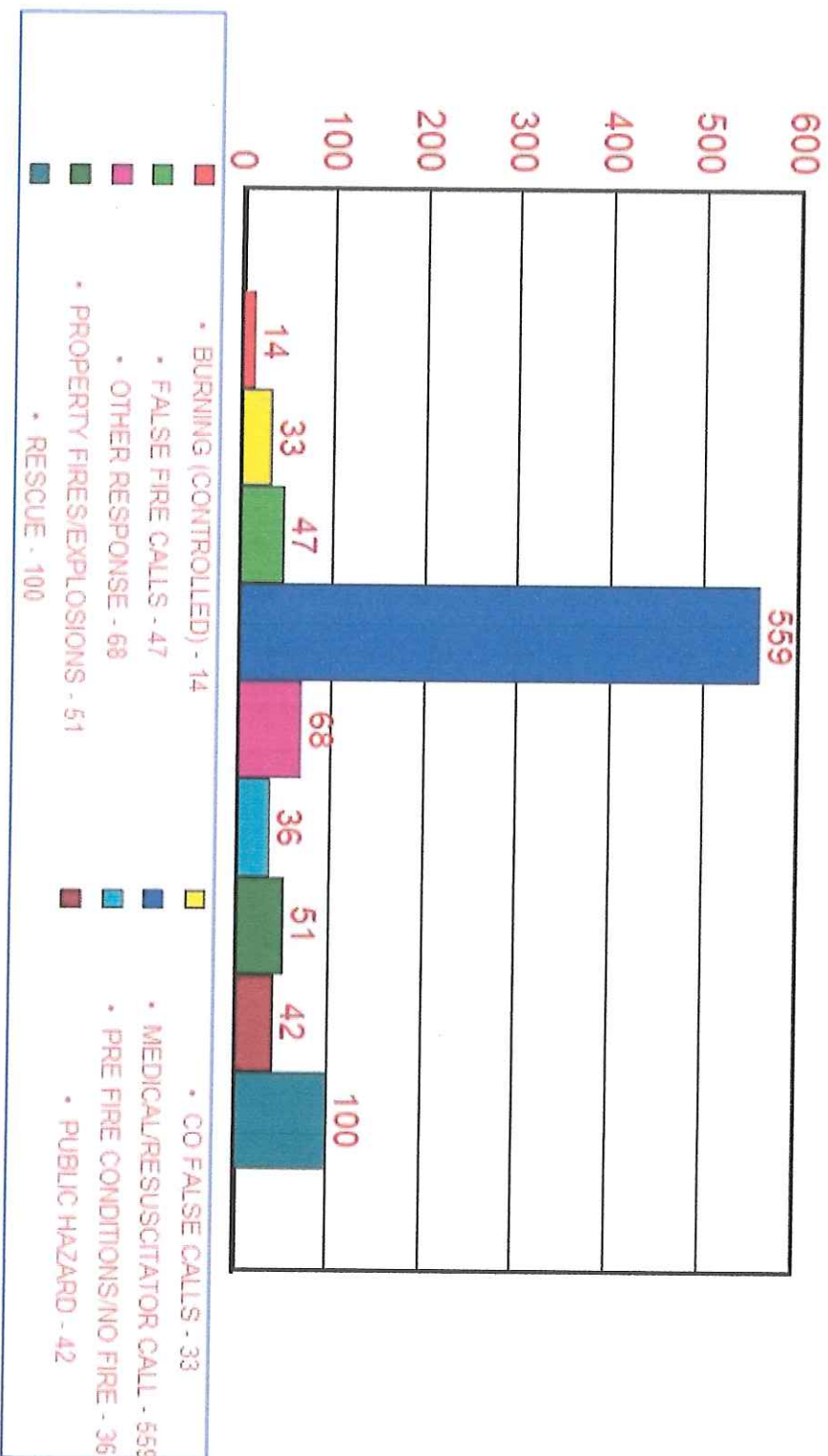
From Jan 1 '13 to Dec 31 '18



2013 - 163	2014 - 163
2015 - 159	2016 - 156
2017 - 145	2018 - 164

Totals by Type (grouped)

From Jan 1 13 to Dec 31 18





2018 Standard Incident Report Verification

It is important that OFMEM has ALL of the 2018 SIR reports for your department. Please review the following reports.

1. **Last report received:** shows the date of the last report on line for 2018. Please file late reports as soon as possible.
The following reports will show totals only for the calls filed prior to the date of this report: 26-Mar-2019
2. The **Emergency Call Summary** shows the total reports received by OFMEM as of the date of this report.
3. **Total Emergency Response into other Municipalities** shows total calls by the department into neighbouring municipalities.
4. The **Monthly Summary** section shows the total fire and non-fire reports received by month.
5. The **Exposure Fires** section shows fires where the department reported exposure fires and notes where reports are missing.
6. The **Injuries** section shows the total injuries reported and the number of full Injury reports filed.
7. The **NO LOSS OUTDOOR fire** section lists incidents that do not meet the criteria for this response type and must be revised.

For a full **LISTING OF ALL FIRE CALLS:** e-mail your request to ofmstatistics@ontario.ca with your FDID in the subject line.

PLEASE VERIFY AND CONFIRM WITH THE OFMEM: If the information shown in these reports is correct, please confirm by e-mail that no revisions are required (ofmstatistics@ontario.ca). Include your FDID in the subject line.
If revisions are required please file these changes as soon as possible by resubmitting the SIR report(s).

4834 00 East Ferris Fire Department

Last report received for 2018 :		25-Dec-2018		Please ensure OFMEM has all of your SIR reports for emergency incidents attended in 2018.		
(Fatalities not shown in report)						
Emergency Call Summary		Response Type	Total calls	SIR Injuries Reported		Estimated loss
				CIV	FF	
	2018 Totals		164	0	0	\$243,100
Fire response			5	3%		\$243,100
Loss reported(includes injuries/\$loss)						
	STRUCTURE		2	1%	0	\$223,100
	VEHICLE		1	1%	0	\$20,000
No loss or injury reported						
	OUTDOOR		2	1%	0	\$0
Fire response - outdoor no loss			4	2%		
Non fire call			155	95%		\$0
	Burning (controlled)		3	2%	0	\$0
	CO False calls		5	3%	0	\$0
	False fire calls		6	4%	0	\$0
	Medical/resuscitator call		93	57%	0	\$0
	Other response		19	12%	0	\$0
	Pre fire conditions/no fire		4	2%	0	\$0
	Public Hazard		9	5%	0	\$0
	Rescue		16	10%	0	\$0
Total Emergency responses into other Municipalities (included in Emergency Call Summary)						
If there are no totals listed, there are no reports of emergency responses into other/neighbouring municipalities						
Municipality		Total calls				
Bonfield		1				
Callander		2				
Chisholm		2				



2018 Standard Incident Report Verification

Monthly summary of reports filed

* Loss fire: fire with injury, fatality or \$ loss reported. No Loss fire: 0 injury and 0 fatality and \$0 loss.

		Loss or no loss*	Totals: Incidents	Injuries reported	Est \$ Loss
January	Non fire call		15	0	\$0
February	Non fire call		11	0	\$0
March	Non fire call		8	0	\$0
April	Non fire call		15	0	\$0
May	Fire response	Loss	2	0	\$243,000
	Fire response - outdoor no loss	NoLoss	1	0	
	Non fire call		11	0	\$0
June	Non fire call		18	0	\$0
July	Fire response	NoLoss	1	0	\$0
	Fire response - outdoor no loss	NoLoss	2	0	
	Non fire call		23	0	\$0
August	Fire response - outdoor no loss	NoLoss	1	0	
	Non fire call		10	0	\$0
September	Fire response	NoLoss	1	0	\$0
	Non fire call		17	0	\$0
October	Non fire call		8	0	\$0
November	Non fire call		11	0	\$0
December	Fire response	Loss	1	0	\$100
	Non fire call		8	0	\$0

Note: In most OFMEM reports Exposure fires are reported as additional fires. If your data system includes all exposure fires as 1 emergency response, your number of fires will differ from the OFMEM total fires. For more information or more detailed reports e-mail your request to ofmstatistics@ontario.ca



2018 Standard Incident Report Verification

Exposure Fires: (If there are no incidents listed, there are no reports of exposure fires.)

Listed below are the fire reports where there is a total reported in the Total Exposures field, Exposure number or where the fire spread reported was: 11 - Spread beyond building of origin, resulted in exposure fire(s).

Do not report a number in Total Exposures or in Exposure Number if there was smoke or heat damage only.

Do not report Response Type 3 NO LOSS OUTDOOR FIRE with an exposure - all reports must be Response Types: 1 or 2

Please review this listing and ensure that there is a fire report for each of the exposure fires.

There should be one exposure fire report (in addition to the initial fire report) for every property that was ignited as a result of the initial fire - the total exposures should also be reported.

All related exposure fires are listed together with the originating fire report.

If you do not have the correct number of fire reports, you will see the note "Missing exposure fire record(s)", please:

- file the additional reports, or
- revise the Total Exposures field to 0 or to the number of exposure reports filed and/or verify Extent of Fire on originating fire report is 11 only if exposure fires exist, then fax back to OFMEM at **647-329-1141** so that we can update our records.

4834 00

Response type

Estimated

Exposure fires

Incident Date and call time

Property type

\$ loss

Total Exp #

Address

FD incident #

Injuries reported**(If there are no incidents listed, there are no reports of injuries.)****All reports where an injury was reported or an injury report was received, are listed.**

If the **TOTAL INJURY REPORTS RECEIVED** does not match the **TOTAL INJURIES REPORTED (on SIR)**, then the entire section will have a grey background, and we are asking you to review those reports. Please provide revisions: a revised total or refile the incident report with the missing injury report. At the end of the year OFMEM will revise the number of injuries on the SIR to match the number of Injury reports received. **Fatalities not included** in this report, contact OFMEM for fire deaths.

4834 00**2018**Total Injury reports
received:**0**Total injuries reported
on the SIR:CIV: **0**FF: **0****NO LOSS OUTDOOR fire reports (If there are no incidents listed, there are no reports of this type with errors)**

Definition: **No loss:** no fatality, injury or dollar loss **AND Outdoor:** open land, trash container outside, etc.

Exclusions: fires occurring in structures, vehicles, recycling/dump sites, exposure fires, or outdoor fires where arson, vandalism or children playing was suspected.

The incidents listed below all have one of: a \$ loss or injury reported or structure or vehicle property type. These incidents should be reported as response type code 1 - Fire with sections B and C completed where applicable (see definition above).

Please revise these incidents (if there are no incidents listed, there are no reports of this type with errors) and send updated reports to OFMStatistics@ontario.ca or update the report on the OFMEM data entry site.

FD Incident #	Incident date	Response type	Property type	Reported losses	Address
				Est. \$ CIV Injuries FF Injuries	
OFM FDID:					

2018 Standard Incident Report Verification



The Office of the
Fire Marshal