

ONTARIO PROVINCIAL POLICE
REPORT TO THE
MUNICIPALITY OF EAST FERRIS
POLICE SERVICES BOARD



September 17th, 2020



Calls For Service (CFS) Billing Summary Report

East Ferris
April to June - 2020

Billing Categories (Billing categories below do not match traditional crime groupings)		2020				2019			
		April to June	Year to Date	Time Standard	Year To Date Weighted Hours	April to June	Year to Date	Time Standard	Year To Date Weighted Hours
Violent Criminal Code	Sexual Assault	0	0		0.0	0	1	15.9	15.9
	Sexual Interference	1	1	15.9	15.9	0	0		0.0
	Non-Consensual Distribution of Intimate Images	1	1	15.9	15.9	0	0		0.0
	Aggravated Assault-Level 3	0	0		0.0	0	1	15.9	15.9
	Assault With Weapon or Causing Bodily Harm-Level 2	1	1	15.9	15.9	0	0		0.0
	Assault-Level 1	2	3	15.9	47.7	3	5	15.9	79.5
	Criminal Harassment	0	0		0.0	0	1	15.9	15.9
	Utter Threats to Person	0	2	15.9	31.8	0	0		0.0
	Total	5	8	15.9	127.2	3	8	15.9	127.2
Property Crime Violations	Break & Enter	1	1	6.8	6.8	2	4	6.8	27.2
	Theft Over - Other Theft	1	1	6.8	6.8	0	1	6.8	6.8
	Theft of Motor Vehicle	0	0		0.0	0	1	6.8	6.8
	Theft of - Automobile	1	1	6.8	6.8	0	0		0.0
	Theft under - Other Theft	1	1	6.8	6.8	1	1	6.8	6.8
	Theft Under - Gasoline Drive-off	0	1	6.8	6.8	1	1	6.8	6.8
	Theft FROM Motor Vehicle Under \$5,000	0	0		0.0	1	1	6.8	6.8
	Fraud - Steal/Forge/Poss./Use Credit Card	1	2	6.8	13.6	0	0		0.0
	Fraud - Money/property/security > \$5,000	1	1	6.8	6.8	0	0		0.0
	Fraud - Money/property/security <= \$5,000	0	0		0.0	0	1	6.8	6.8
	Fraud - Other	1	3	6.8	20.4	1	1	6.8	6.8
	Personation with Intent (fraud)	1	1	6.8	6.8	0	0		0.0
	Mischief - master code	2	3	6.8	20.4	2	2	6.8	13.6
	Property Damage	1	1	6.8	6.8	1	3	6.8	20.4
	Total	11	16	6.8	108.8	9	16	6.8	108.8
Other Criminal Code Violations (Excluding traffic)	Bail Violations - Fail To Comply	3	7	7.9	55.3	1	2	7.9	15.8
	Disturb the Peace	0	1	7.9	7.9	0	0		0.0
	Child Pornography - Possess child pornography	0	0		0.0	1	1	7.9	7.9
	Offensive Weapons-Careless use of firearms	1	1	7.9	7.9	0	0		0.0
	Total	4	9	7.9	71.1	2	3	7.9	23.7
Statutes & Acts	Landlord/Tenant	3	3	3.3	9.9	0	0		0.0



Calls For Service (CFS) Billing Summary Report

East Ferris April to June - 2020

Billing Categories (Billing categories below do not match traditional crime groupings)		2020				2019			
		April to June	Year to Date	Time Standard	Year To Date Weighted Hours	April to June	Year to Date	Time Standard	Year To Date Weighted Hours
Statutes & Acts	Mental Health Act	2	2	3.3	6.6	4	6	3.3	19.8
	Mental Health Act - Attempt Suicide	0	1	3.3	3.3	2	4	3.3	13.2
	Mental Health Act - Threat of Suicide	1	5	3.3	16.5	0	1	3.3	3.3
	Mental Health Act - Voluntary Transport	0	1	3.3	3.3	0	0		0.0
	Trespass To Property Act	1	2	3.3	6.6	0	0		0.0
	Total	7	14	3.3	46.2	6	11	3.3	36.3
Operational	Animal - Master code	1	1	3.6	3.6	0	0		0.0
	Animal Bite	1	1	3.6	3.6	1	1	3.6	3.6
	Animal Stray	1	1	3.6	3.6	0	0		0.0
	Animal Injured	0	1	3.6	3.6	1	1	3.6	3.6
	Animal - Other	0	0		0.0	3	3	3.6	10.8
	Domestic Disturbance	7	11	3.6	39.6	10	17	3.6	61.2
	Suspicious Person	3	5	3.6	18.0	0	1	3.6	3.6
	Phone - Nuisance - No Charges Laid	0	0		0.0	3	3	3.6	10.8
	Fire - Vehicle	1	1	3.6	3.6	0	0		0.0
	Missing Person 12 & older	1	2	3.6	7.2	0	0		0.0
	Missing Person Located 12 & older	0	0		0.0	2	2	3.6	7.2
	Noise Complaint - Master code	1	4	3.6	14.4	0	0		0.0
	Noise Complaint - Residence	1	1	3.6	3.6	0	0		0.0
	Noise Complaint - Animal	2	2	3.6	7.2	0	0		0.0
	Noise Complaint - Others	1	1	3.6	3.6	0	0		0.0
	Found - Others	1	1	3.6	3.6	0	0		0.0
	Lost Property - Master code	0	1	3.6	3.6	0	0		0.0
	Lost Personal Accessories	0	0		0.0	0	1	3.6	3.6
	Lost - Others	1	1	3.6	3.6	0	0		0.0
	Sudden Death - Suicide	0	0		0.0	0	1	3.6	3.6
	Sudden Death - Natural Causes	0	0		0.0	1	2	3.6	7.2
	Sudden Death - Others	0	1	3.6	3.6	0	0		0.0
	Suspicious Vehicle	2	2	3.6	7.2	5	7	3.6	25.2
	Trouble with Youth	3	5	3.6	18.0	2	3	3.6	10.8
	Neighbour Dispute	8	16	3.6	57.6	2	2	3.6	7.2
	Assist Public	8	12	3.6	43.2	12	16	3.6	57.6
	Family Dispute	7	10	3.6	36.0	5	12	3.6	43.2
	Total	50	80	3.6	288.0	47	72	3.6	259.2



Calls For Service (CFS) Billing Summary Report

East Ferris
April to June - 2020

Billing Categories (Billing categories below do not match traditional crime groupings)		2020				2019			
		April to June	Year to Date	Time Standard	Year To Date Weighted Hours	April to June	Year to Date	Time Standard	Year To Date Weighted Hours
Operational2	False Alarm - Accidental Trip	0	0		0.0	3	4	1.3	5.2
	False Alarm - Others	14	21	1.3	27.3	1	1	1.3	1.3
	False Alarm - Cancelled	1	1	1.3	1.3	2	5	1.3	6.5
	Keep the Peace	4	5	1.3	6.5	3	5	1.3	6.5
	911 call / 911 hang up	2	4	1.3	5.2	26	43	1.3	55.9
	911 hang up - Pocket Dial	0	0		0.0	2	3	1.3	3.9
	911 call - Dropped Call	3	7	1.3	9.1	4	7	1.3	9.1
	Total	24	38	1.3	49.4	41	68	1.3	88.4
Traffic	MVC - Personal Injury (MOTOR VEHICLE COLLISION)	1	2	3.4	6.8	0	0		0.0
	MVC - Prop. Dam. Non Reportable	3	3	3.4	10.2	3	5	3.4	17.0
	MVC - Prop. Dam. Reportable (MOTOR VEHICLE COLLISION)	2	10	3.4	34.0	2	9	3.4	30.6
	MVC - Prop. Dam. Failed to Remain (MOTOR VEHICLE COLLISION)	1	2	3.4	6.8	0	0		0.0
	Total	7	17	3.4	57.8	5	14	3.4	47.6
Total		108	182		748.5	113	182		691.2

Note to Detachment Commanders:

- The content of each report is to be shared by the Detachment Commander only with the municipality for which it was generated. The municipality may treat this as a public document and distribute it as they wish.
- All data is sourced from the Niche RMS application. Included are 'reported' occurrences (actuals and unfounded occurrences) for 'billable' occurrences ONLY. Data is refreshed on a weekly basis.
- The Traffic category includes motor vehicle collision (MVC) occurrences entered into Niche (UCR code 8521). MVCs are NOT sourced from the eCRS application for this report.
- Only the primary violation is counted within an occurrence.
- Time standards displayed are for the 2017 billing period.

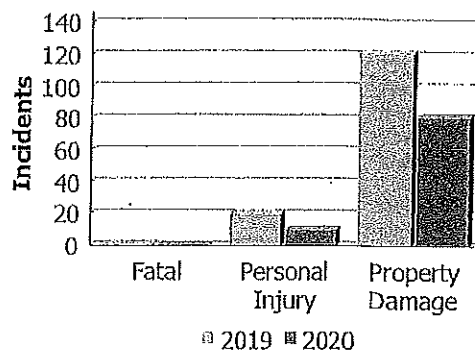
Note to Municipalities:

- Data contained within this report is dynamic in nature and numbers will change over time as the Ontario Provincial Police continues to investigate and solve crime.
- This report is NOT to be used for crime trend analysis as not all occurrences are included.
- Data groupings within this report do not match traditional crime groupings seen in other public reports such as the OPP Police Services Board reports or Statistics Canada reporting.

Police Services Board Report for The Municipality of East Ferris
Collision Reporting System
April to June - 2020

Motor Vehicle Collisions by Type

Incidents	April to June			Year to Date - June		
	2019	2020	% Change	2019	2020	% Change
Fatal	1	0	-100.0%	1	1	0.0%
Personal Injury	20	10	-50.0%	48	34	-29.2%
Property Damage	121	81	-33.1%	288	220	-23.6%
Total	142	91	-35.9%	337	255	-24.3%



Fatalities in Detachment Area

Incidents		April to June			Year to Date - June		
		2019	2020	% Change	2019	2020	% Change
Motor Vehicle Collision	Fatal Incidents	1	0	-100.0%	1	0	-100.0%
	Alcohol Related	0	0	---	0	0	---
Off-Road Vehicle	Fatal Incidents	0	0	---	0	0	---
	Alcohol Related	0	0	---	0	0	---
Motorized Snow Vehicle	Fatal Incidents	0	0	---	0	1	---
	Alcohol Related	0	0	---	0	1	---

Persons Killed	April to June			Year to Date - June		
	2019	2020	% Change	2019	2020	% Change
Motor Vehicle Collision	1	0	-100.0%	1	0	-100.0%
Off-Road Vehicle	0	0	---	0	0	---
Motorized Snow Vehicle	0	0	---	0	1	---

Detachment: 4I - NORTH BAY

Location code(s): 4I00-NORTH BAY, 4I01-NORTH BAY (East Nipissing Group of 3 (MI)), 4I02-NORTH BAY (Bonfield (MI)), 4I03-NORTH BAY (East Ferris (MI)), 4I10-MATTAWA, 4I11-MATTAWA (Mattawa Group of Four (MI)), 4I20-POWASSAN, 4I21-POWASSAN (North Parry Sound Group of Two (MI)), 4I22-POWASSAN (Powassan (MI)), 4I23-POWASSAN (Mun of Powassan (MI)), 4I70-NIPISSING FN

Data source date:

2020/09/09

Report Generated by:

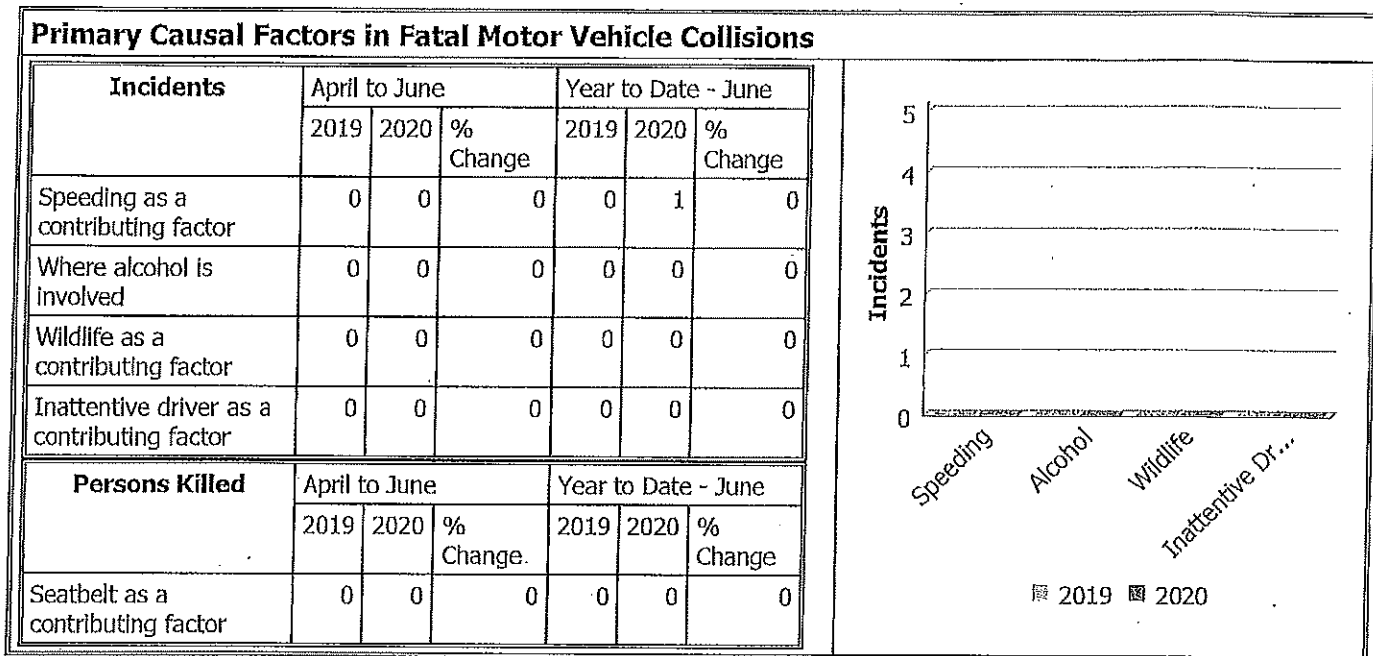
Kuehnl, Natalie

Report Generated on:

10-Sep-20 12:57:10 PM

PP-CSC-Operational Planning-4300

Police Services Board Report for The Municipality of East Ferris
Collision Reporting System
April to June - 2020



Data Utilized

- SQL online application reporting system – OPP CRS 2.3.09
- Collision Reporting System Business Intelligence Cube

Detachment: 4I - NORTH BAY

Location code(s): 4I00-NORTH BAY, 4I01-NORTH BAY (East Nipissing Group of 3 (MI)), 4I02-NORTH BAY (Bonfield (MI)), 4I03-NORTH BAY (East Ferris (MI)), 4I10-MATTAWA, 4I11-MATTAWA (Mattawa Group of Four (MI)), 4I20-POWASSAN, 4I21-POWASSAN (North Parry Sound Group of Two (MI)), 4I22-POWASSAN (Powassan (MI)), 4I23-POWASSAN (Mun of Powassan (MI)), 4I70-NIPISSING FN

Data source date:
2020/09/09

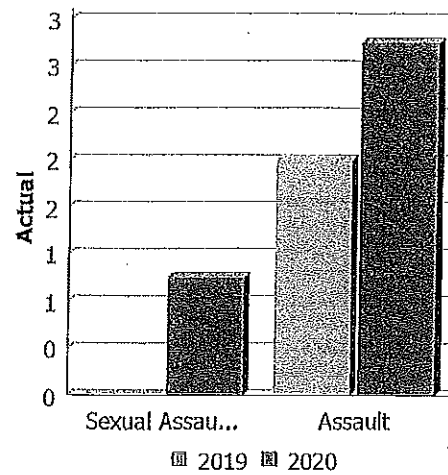
Report Generated by:
Kuehni, Natalie

Report Generated on:
10-Sep-20 12:57:10 PM
PP-CSC-Operational Planning-4300

Police Services Board Report for The Municipality of East Ferris
Records Management System
April to June - 2020

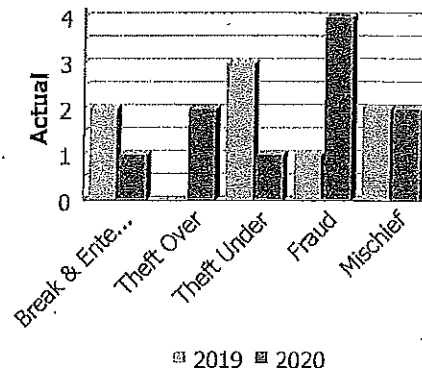
Violent Crime

Actual	April to June			Year to Date - June		
	2019	2020	% Change	2019	2020	% Change
Murder	0	0	---	0	0	---
Other Offences Causing Death	0	0	---	0	0	---
Attempted Murder	0	0	---	0	0	---
Sexual Assault	0	1	---	0	1	---
Assault	2	3	50.0%	5	4	-20.0%
Abduction	0	0	---	0	0	---
Robbery	0	0	---	0	0	---
Other Crimes Against a Person	0	0	---	0	2	---
Total	2	4	100.0%	5	7	40.0%




Property Crime

Actual	April to June			Year to Date - June		
	2019	2020	% Change	2019	2020	% Change
Arson	0	0	---	0	0	---
Break & Enter	2	1	-50.0%	4	1	-75.0%
Theft Over	0	2	---	1	2	100.0%
Theft Under	3	1	-66.7%	3	2	-33.3%
Have Stolen Goods	0	0	---	0	0	---
Fraud	1	4	300.0%	2	6	200.0%
Mischief	2	2	0.0%	2	3	50.0%
Total	8	10	25.0%	12	14	16.7%



Drug Crime

Actual	April to June			Year to Date - June		
	2019	2020	% Change	2019	2020	% Change
Possession	0	0	---	0	0	---
Trafficking	0	0	---	0	0	---
Importation and Production	0	0	---	0	0	---
Total	0	0	---	0	0	---



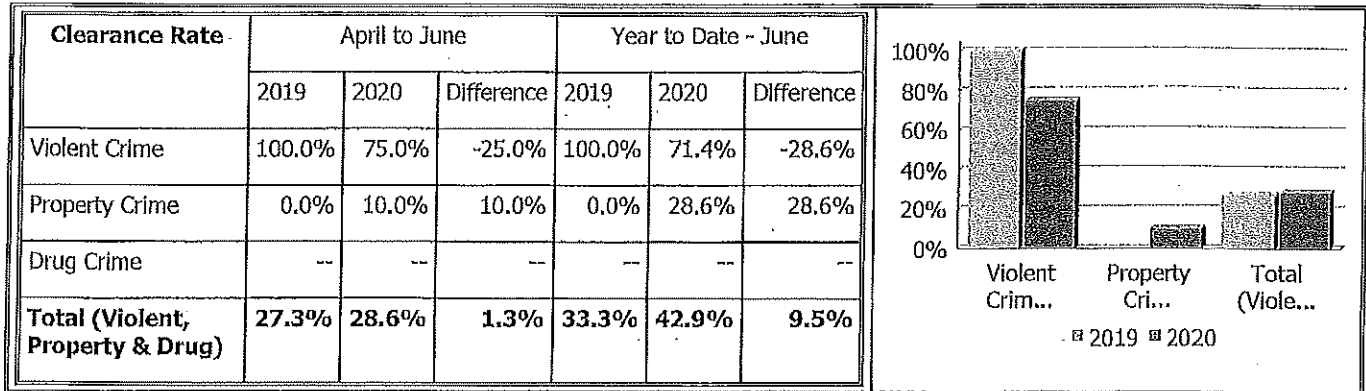
Clearance Rate

Detachment: 4I - NORTH BAY
 Location code(s): 4I00 - NORTH BAY
 Area code(s): 4058 - East Ferris
 Data source date:
 2020/09/05

Report Generated by:
 Kuehni, Natalie

Report Generated on:
 10-Sep-20 1:03:55 PM
 PP-CSC-Operational Planning-4300

Police Services Board Report for The Municipality of East Ferris
Records Management System
April to June - 2020



Data contained within this report is dynamic in nature and numbers will change over time as the Ontario Provincial Police continue to investigate and solve crime.

Data Utilized

- Major Crimes
- Niche RMS All Offence Level Business Intelligence Cube

Detachment: 4I - NORTH BAY
Location code(s): 4I00 - NORTH BAY
Area code(s): 4058 - East Ferris
Data source date:
 2020/09/05

Report Generated by:
 Kuehni, Natalie

Report Generated on:
 10-Sep-20 1:03:55 PM
 PP-CSC-Operational Planning-4300

Updated : Monday, August 10, 2020 ~ Current Period : 1999/12/31

41 NORTH BAY 2020 Q 2 All Offence Hours of Day All Offence Days of Week All Offence Months All Coverage
Types CC Provincial Statutes All Offence Act Part Types All Courts All Badges All License Plate Location All
Offender Gender All Offender Age Group All Date Added All Prior Offence Date MEASURES

Offence Count as values		HTA	CC-Traffic (Revised)	CC-Non-Traffic (Revised)	LLA	Other	CC Provincial Statutes
2020/Apr	April	97	10	40	4	29	180
	All Offence Months	97	10	40	4	29	180
2020/May	May	358	6	57	4	62	487
	All Offence Months	358	6	57	4	62	487
2020/Jun	June	232	9	59	8	62	370
	All Offence Months	232	9	59	8	62	370
2020 Q 2		687	25	156	16	153	1,037

Zero suppression rows and columns. Suppression options applied: zero values, division by zero, missing values, overflow values.

Updated : Monday, August 10, 2020 - Current Period : 1999/12/31

41 - NORTH BAY 2020 Q 2 All Offence Hours of Day All Offence Days of Week All Offence Months All Coverage
Types Traffic Charges (Big 4) - PSB Report All Offence Act Part Types All Courts All Badges All License Plate
Location All Offender Gender All Offender Age Group All Date Added All Prior Offence Date MEASURES

Offence Count as values		Speeding	Seatbelt	Impaired	Distracted	Traffic Charges (Big 4) - PSB Report
2020/Apr	January	0	0	0	0	0
	February	0	0	0	0	0
	March	0	0	0	0	0
	April	50	0	6	3	59
	May	0	0	0	0	0
	June	0	0	0	0	0
	July	0	0	0	0	0
	August	0	0	0	0	0
	September	0	0	0	0	0
	October	0	0	0	0	0
	November	0	0	0	0	0
	December	0	0	0	0	0
	All Offence Months	50	0	6	3	59
2020/May	January	0	0	0	0	0
	February	0	0	0	0	0
	March	0	0	0	0	0
	April	0	0	0	0	0
	May	256	1	6	5	268
	June	0	0	0	0	0
	July	0	0	0	0	0
	August	0	0	0	0	0
	September	0	0	0	0	0

Updated : Monday, August 10, 2020 -- Current Period : 1999/12/31

4) - NORTH BAY 2020 Q 2 All Offence Hours of Day All Offence Days of Week All Offence Months All Coverage Types Traffic Charges (Big 4) - PSB Report All Offence Act Part Types All Courts All Badges All License Plate Location All Offender Gender All Offender Age Group All Date Added All Prior Offence Date MEASURES

Offence Count as values		Speeding	Seatbelt	Impaired	Distracted	Traffic Charges (Big 4) - PSB Report
2020/May	October	0	0	0	0	0
	November	0	0	0	0	0
	December	0	0	0	0	0
	All Offence Months	256	1	6	5	268
2020/Jun	January	0	0	0	0	0
	February	0	0	0	0	0
	March	0	0	0	0	0
	April	0	0	0	0	0
	May	0	0	0	0	0
	June	149	2	0	0	151
	July	0	0	0	0	0
	August	0	0	0	0	0
	September	0	0	0	0	0
	October	0	0	0	0	0
	November	0	0	0	0	0
	December	0	0	0	0	0
	All Offence Months	149	2	0	0	151
2020 Q 2		455	3	12	8	478