



ONTARIO PROVINCIAL POLICE
REPORT TO THE
MUNICIPALITY OF EAST FERRIS
POLICE SERVICES BOARD



March 30th, 2023



Calls For Service (CFS) Billing Summary Report

East Ferris January to December - 2022

Billing Categories (Billing categories below do not match traditional crime groupings)		2022				2021			
		January to December	Year to Date	Time Standard	Year To Date Weighted Hours	January to December	Year to Date	Time Standard	Year To Date Weighted Hours
Violent Criminal Code	Attempted Murder	0	0		0.0	1	1	15.8	15.8
	Sexual Assault	3	3	15.8	47.4	0	0		0.0
	Sexual Interference	3	3	15.8	47.4	0	0		0.0
	Non-Consensual Distribution of Intimate Images	1	1	15.8	15.8	0	0		0.0
	Assault With Weapon or Causing Bodily Harm-Level 2	0	0		0.0	1	1	15.8	15.8
	Assault-Level 1	9	9	15.8	142.2	15	15	15.8	237.0
	Extortion	1	1	15.8	15.8	0	0		0.0
	Criminal Harassment	4	4	15.8	63.2	3	3	15.8	47.4
	Indecent/Harassing Communications	0	0		0.0	1	1	15.8	15.8
	Utter Threats to Person	2	2	15.8	31.6	4	4	15.8	63.2
	Total	23	23	15.8	363.4	25	25	15.8	395.0
Property Crime Violations	Break & Enter	4	4	6.4	25.6	7	7	6.4	44.8
	Break & Enter - Firearms	1	1	6.4	6.4	0	0		0.0
	Theft of Motor Vehicle	1	1	6.4	6.4	3	3	6.4	19.2
	Theft of - Automobile	0	0		0.0	1	1	6.4	6.4
	Theft of - Construction Vehicles	0	0		0.0	1	1	6.4	6.4
	Theft Under -master code	0	0		0.0	1	1	6.4	6.4
	Theft under - Other Theft	5	5	6.4	32.0	5	5	6.4	32.0
	Theft Under - Gasoline Drive-off	1	1	6.4	6.4	1	1	6.4	6.4
	Theft FROM Motor Vehicle Under \$5,000	0	0		0.0	10	10	6.4	64.0
	Theft Under \$5,000 [SHOPLIFTING]	0	0		0.0	1	1	6.4	6.4
	Possession of Stolen Goods over \$5,000	0	0		0.0	1	1	6.4	6.4
	Fraud -Master code	1	1	6.4	6.4	0	0		0.0
	Fraud - Steal/Forge/Poss./ Use Credit Card	1	1	6.4	6.4	2	2	6.4	12.8
	Fraud - Account closed	0	0		0.0	1	1	6.4	6.4
	Fraud - Fraud through mails	0	0		0.0	1	1	6.4	6.4



Calls For Service (CFS) Billing Summary Report

East Ferris January to December - 2022

Billing Categories (Billing categories below do not match traditional crime groupings)		2022				2021			
		January to December	Year to Date	Time Standard	Year To Date Weighted Hours	January to December	Year to Date	Time Standard	Year To Date Weighted Hours
Property Crime Violations	Fraud -Money/property/security > \$5,000	1	1	6.4	6.4	1	1	6.4	6.4
	Fraud -Money/property/security <= \$5,000	0	0		0.0	5	5	6.4	32.0
	Fraud - Other	1	1	6.4	6.4	2	2	6.4	12.8
	Personation with Intent (fraud)	0	0		0.0	1	1	6.4	6.4
	Mischief - master code	7	7	6.4	44.8	1	1	6.4	6.4
	Interfere with lawful use, enjoyment of property	1	1	6.4	6.4	0	0		0.0
	Property Damage	1	1	6.4	6.4	0	0		0.0
	Total	25	25	6.4	160.0	45	45	6.4	288.0
Other Criminal Code Violations (Excluding traffic)	Offensive Weapons-Possession of Weapons	2	2	7.5	15.0	0	0		0.0
	Offensive Weapons-Other Offensive Weapons	0	0		0.0	1	1	7.5	7.5
	Offensive Weapons-Other Weapons Offences	1	1	7.5	7.5	0	0		0.0
	Bail Violations - Fail To Comply	1	1	7.5	7.5	8	8	7.5	60.0
	Disturb the Peace	0	0		0.0	1	1	7.5	7.5
	Indecent acts -Other	1	1	7.5	7.5	0	0		0.0
	Indecent acts - exposure to person under 14	0	0		0.0	1	1	7.5	7.5
	Breach of Probation	0	0		0.0	1	1	7.5	7.5
	Breach of Probation - In relation to children	1	1	7.5	7.5	0	0		0.0
	Utter Threats to damage property	0	0		0.0	1	1	7.5	7.5
	Libel - Defamatory	0	0		0.0	1	1	7.5	7.5
	Total	6	6	7.5	45.0	14	14	7.5	105.0
Drugs	Trafficking Other Controlled Drugs and Substance Act	0	0		0.0	1	1	68.0	68.0
	Total	0	0		0.0	1	1	68.0	68.0
Statutes & Acts	Landlord/Tenant	5	5	3.4	17.0	5	5	3.4	17.0
	Mental Health Act	6	6	3.4	20.4	7	7	3.4	23.8
	Mental Health Act - No contact with Police	0	0		0.0	1	1	3.4	3.4



Calls For Service (CFS) Billing Summary Report

East Ferris January to December - 2022

Billing Categories (Billing categories below do not match traditional crime groupings)		2022				2021			
		January to December	Year to Date	Time Standard	Year To Date Weighted Hours	January to December	Year to Date	Time Standard	Year To Date Weighted Hours
Statutes & Acts	Mental Health Act - Attempt Suicide	1	1	3.4	3.4	0	0		0.0
	Mental Health Act - Threat of Suicide	3	3	3.4	10.2	2	2	3.4	6.8
	Mental Health Act - Voluntary Transport	1	1	3.4	3.4	0	0		0.0
	Mental Health Act - Apprehension	1	1	3.4	3.4	1	1	3.4	3.4
	Trespass To Property Act	2	2	3.4	6.8	11	11	3.4	37.4
	Total	19	19	3.4	64.6	27	27	3.4	91.8
Operational	Animal - Bear Complaint	0	0		0.0	4	4	3.8	15.2
	Animal - Left in Vehicle	0	0		0.0	2	2	3.8	7.6
	Animal Bite	1	1	3.8	3.8	1	1	3.8	3.8
	Animal Stray	0	0		0.0	8	8	3.8	30.4
	Animal Injured	2	2	3.8	7.6	4	4	3.8	15.2
	Animal - Other	0	0		0.0	1	1	3.8	3.8
	Animal - Dog Owners Liability Act	2	2	3.8	7.6	3	3	3.8	11.4
	Domestic Disturbance	21	21	3.8	79.8	43	43	3.8	163.4
	Suspicious Person	5	5	3.8	19.0	11	11	3.8	41.8
	Phone -Nuisance - No Charges Laid	1	1	3.8	3.8	0	0		0.0
	Phone -Other - No Charges Laid	0	0		0.0	1	1	3.8	3.8
	Fire - Building	1	1	3.8	3.8	2	2	3.8	7.6
	Fire - Vehicle	1	1	3.8	3.8	0	0		0.0
	Insecure Condition - Master code	1	1	3.8	3.8	0	0		0.0
	Missing Person 12 & older	0	0		0.0	2	2	3.8	7.6
	Missing Person Located Under 12	1	1	3.8	3.8	0	0		0.0
	Missing Person Located 12 & older	1	1	3.8	3.8	2	2	3.8	7.6
	Noise Complaint - Master code	4	4	3.8	15.2	7	7	3.8	26.6
	Noise Complaint - Residence	2	2	3.8	7.6	1	1	3.8	3.8
	Noise Complaint - Others	1	1	3.8	3.8	1	1	3.8	3.8
	Found Property - Master code	3	3	3.8	11.4	5	5	3.8	19.0



Calls For Service (CFS) Billing Summary Report

East Ferris January to December - 2022

Billing Categories (Billing categories below do not match traditional crime groupings)		2022				2021			
		January to December	Year to Date	Time Standard	Year To Date Weighted Hours	January to December	Year to Date	Time Standard	Year To Date Weighted Hours
Operational	Found - Vehicle Accessories	0	0		0.0	1	1	3.8	3.8
	Found-Personal Accessories	1	1	3.8	3.8	0	0		0.0
	Lost Property -Master code	6	6	3.8	22.8	3	3	3.8	11.4
	Lost License Plate	2	2	3.8	7.6	0	0		0.0
	Lost-Personal Accessories	2	2	3.8	7.6	0	0		0.0
	Lost-Household Property	1	1	3.8	3.8	0	0		0.0
	Sudden Death - Suicide	0	0		0.0	2	2	3.8	7.6
	Sudden Death - Natural Causes	1	1	3.8	3.8	2	2	3.8	7.6
	Suspicious Vehicle	8	8	3.8	30.4	11	11	3.8	41.8
	Trouble with Youth	3	3	3.8	11.4	2	2	3.8	7.6
	Vehicle Recovered - Automobile	2	2	3.8	7.6	0	0		0.0
	Unwanted Persons	1	1	3.8	3.8	1	1	3.8	3.8
	Neighbour Dispute	7	7	3.8	26.6	19	19	3.8	72.2
	Other Municipal By-Laws	1	1	3.8	3.8	0	0		0.0
	Assist Public	23	23	3.8	87.4	8	8	3.8	30.4
	Distressed/Overdue Motorist	0	0		0.0	1	1	3.8	3.8
	Compassionate Message	0	0		0.0	1	1	3.8	3.8
	Family Dispute	25	25	3.8	95.0	17	17	3.8	64.6
	Total	130	130	3.8	494.0	166	166	3.8	630.8
Operational2	False Alarm-Accidental Trip	0	0		0.0	1	1	1.4	1.4
	False Alarm -Others	13	13	1.4	18.2	20	20	1.4	28.0
	False Alarm - Cancelled	2	2	1.4	2.8	7	7	1.4	9.8
	Keep the Peace	18	18	1.4	25.2	14	14	1.4	19.6
	911 call / 911 hang up	10	10	1.4	14.0	6	6	1.4	8.4
	911 call - Dropped Cell	3	3	1.4	4.2	6	6	1.4	8.4
	Total	46	46	1.4	64.4	54	54	1.4	75.6
Traffic	MVC (MOTOR VEHICLE COLLISION) -Master code	2	2	3.7	7.4	0	0		0.0



Calls For Service (CFS) Billing Summary Report

East Ferris January to December - 2022

Billing Categories (Billing categories below do not match traditional crime groupings)		2022				2021			
		January to December	Year to Date	Time Standard	Year To Date Weighted Hours	January to December	Year to Date	Time Standard	Year To Date Weighted Hours
Traffic	MVC - Personal Injury (MOTOR VEHICLE COLLISION)	4	4	3.7	14.8	2	2	3.7	7.4
	MVC - Prop. Dam. Non Reportable	11	11	3.7	40.7	7	7	3.7	25.9
	MVC - Prop. Dam. Reportable (MOTOR VEHICLE COLLISION)	42	42	3.7	155.4	32	32	3.7	118.4
	MVC - Prop. Dam. Failed to Remain (MOTOR VEHICLE COLLISION)	2	2	3.7	7.4	0	0		0.0
	Total	61	61	3.7	225.7	41	41	3.7	151.7
Total		310	310		1,417.1	373	373		1,805.9

Note to Detachment Commanders:

- The content of each report is to be shared by the Detachment Commander only with the municipality for which it was generated. The municipality may treat this as a public document and distribute it as they wish.
- All data is sourced from the Niche RMS application. Included are 'reported' occurrences (actuals and unfounded occurrences) for 'billable' occurrences ONLY. Data is refreshed on a weekly basis.
- The Traffic category includes motor vehicle collision (MVC) occurrences entered into Niche (UCR code 8521). MVCs are NOT sourced from the eCRS application for this report.
- Only the primary violation is counted within an occurrence.
- Time standards displayed are for the 2023 billing period.

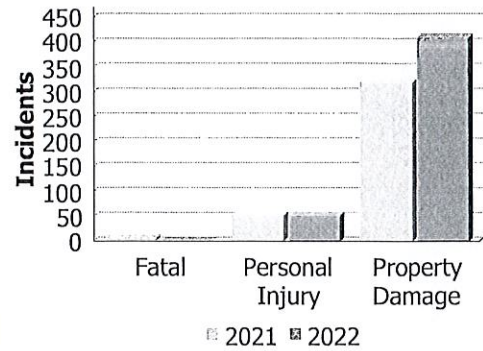
Note to Municipalities:

- Data contained within this report is dynamic in nature and numbers will change over time as the Ontario Provincial Police continues to investigate and solve crime.
- This report is NOT to be used for crime trend analysis as not all occurrences are included.
- Data groupings within this report do not match traditional crime groupings seen in other public reports such as the OPP Police Services Board reports or Statistics Canada reporting.

Police Services Board Report for THE MUNICIPALITY OF EAST FERRIS
Collision Reporting System
January to December - 2022

Motor Vehicle Collisions by Type

Incidents	January to December			Year to Date - December		
	2021	2022	% Change	2021	2022	% Change
Fatal	5	0	-100.0%	5	0	-100.0%
Personal Injury	52	51	-1.9%	52	51	-1.9%
Property Damage	319	410	28.5%	319	410	28.5%
Total	376	461	22.6%	376	461	22.6%



Data Utilized

- SQL online application reporting system – OPP CRS 2.3.09
- Collision Reporting System Business Intelligence Cube

Detachment: 4I - NORTH BAY
Location code(s): 4I00-NORTH BAY
Data source date:
 2023/03/28

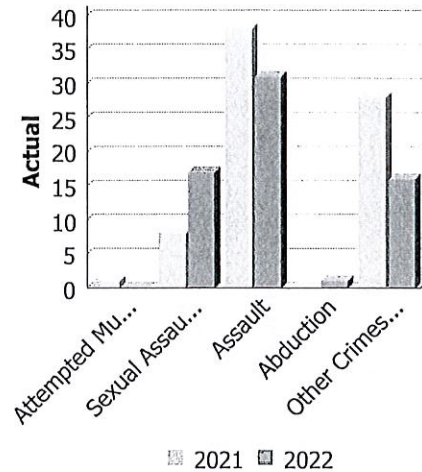
Report Generated by:
 Kuehni, Natalie

Report Generated on:
 29-Mar-23 1:57:49 PM
 PP-CSC-Operational Planning-4300

Police Services Board Report for THE MUNICIPALITY OF EAST FERRIS
Records Management System
January to December - 2022

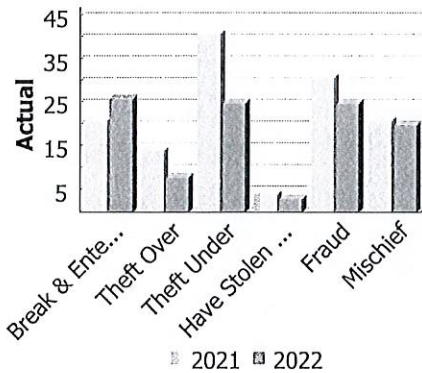
Violent Crime

Actual	January to December			Year to Date - December		
	2021	2022	% Change	2021	2022	% Change
Murder	0	0	--	0	0	--
Other Offences Causing Death	0	0	--	0	0	--
Attempted Murder	1	0	-100.0%	1	0	-100.0%
Sexual Assault	8	17	112.5%	8	17	112.5%
Assault	38	31	-18.4%	38	31	-18.4%
Abduction	0	1	--	0	1	--
Robbery	0	0	--	0	0	--
Other Crimes Against a Person	28	16	-42.9%	28	16	-42.9%
Total	75	65	-13.3%	75	65	-13.3%



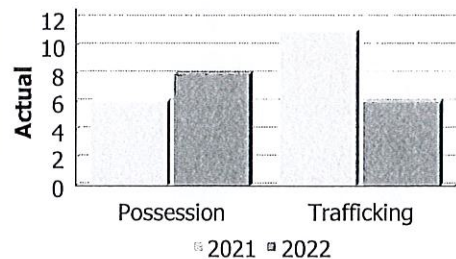
Property Crime

Actual	January to December			Year to Date - December		
	2021	2022	% Change	2021	2022	% Change
Arson	0	0	--	0	0	--
Break & Enter	21	26	23.8%	21	26	23.8%
Theft Over	14	8	-42.9%	14	8	-42.9%
Theft Under	41	25	-39.0%	41	25	-39.0%
Have Stolen Goods	4	3	-25.0%	4	3	-25.0%
Fraud	31	25	-19.4%	31	25	-19.4%
Mischief	21	20	-4.8%	21	20	-4.8%
Total	132	107	-18.9%	132	107	-18.9%



Drug Crime

Actual	January to December			Year to Date - December		
	2021	2022	% Change	2021	2022	% Change
Possession	6	8	33.3%	6	8	33.3%
Trafficking	11	6	-45.5%	11	6	-45.5%
Importation and Production	0	0	--	0	0	--
Total	17	14	-17.6%	17	14	-17.6%



Detachment: 4I - NORTH BAY
Location code(s): 4I00 - NORTH BAY
Data source date: 2023/03/25

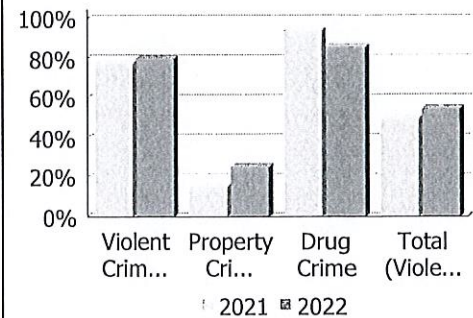
Report Generated by:
 Kuehni, Natalie

Report Generated on:
 29-Mar-23 3:20:30 PM
 PP-CSC-Operational Planning-4300

Police Services Board Report for THE MUNICIPALITY OF EAST FERRIS
Records Management System
January to December - 2022


Clearance Rate

Clearance Rate	January to December			Year to Date - December		
	2021	2022	Difference	2021	2022	Difference
Violent Crime	77.3%	80.0%	2.7%	77.3%	80.0%	2.7%
Property Crime	15.2%	25.2%	10.1%	15.2%	25.2%	10.1%
Drug Crime	94.1%	85.7%	-8.4%	94.1%	85.7%	-8.4%
Total (Violent, Property & Drug)	49.6%	54.6%	4.9%	49.6%	54.6%	4.9%



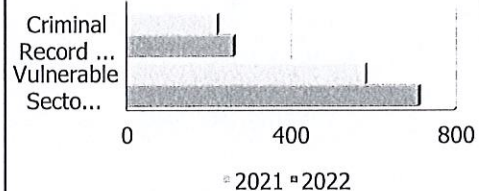
Unfounded

Unfounded	January to December			Year to Date - December		
	2021	2022	% Change	2021	2022	% Change
Total (Violent, Property & Drug)	15	19	26.7%	15	19	26.7%



Criminal Record and Vulnerable Sector Screening Checks

Actual	January to December			Year to Date - December		
	2021	2022	% Change	2021	2022	% Change
Criminal Record Checks	223	264	18.4%	223	264	18.4%
Vulnerable Sector Screening Checks	586	716	22.2%	586	716	22.2%



Data contained within this report is dynamic in nature and numbers will change over time as the Ontario Provincial Police continue to investigate and solve crime.

Data Utilized

- Major Crimes
- Niche RMS All Offence Level Business Intelligence Cube

Detachment: 4I - NORTH BAY

Location code(s): 4I00 - NORTH BAY

Data source date:
2023/03/25

Report Generated by:
Kuehni, Natalie

Report Generated on:
29-Mar-23 3:20:30 PM
PP-CSC-Operational Planning-4300

Updated : Wednesday, March 8, 2023 - Current Period : 1999/12/31

4100 - NORTH BAY All Offence Dates All Offence Hours of Day All Offence Days of Week All Offence Months
All Coverage Types **CC_Provincial Statutes** All Offence Act Part Types All Courts All Badges All License Plate
Location All Offender Gender All Offender Age Group All Date Added All Prior Offence Date MEASURES

Offence Count as values		HTA	CC-Traffic (Revised)	CC-Non-Traffic (Revised)	LLA	Other	CC_Provincial Statutes
2021	December	95	6	74	2	24	201
	All Offence Months	1,912	55	345	20	346	2,678
2022	January	123	2	30	2	18	175
	February	115	1	16	2	25	159
	March	111	12	32	0	49	204
	April	356	0	19	0	32	407
	May	343	0	33	0	42	418
	June	203	0	5	0	38	246
	July	276	2	19	0	47	344
	August	170	6	10	1	33	220
	September	252	4	7	0	23	286
	October	266	2	0	0	23	291
	November	181	0	0	0	12	193
	December	169	5	2	0	24	200
	All Offence Months	2,565	34	173	5	366	3,143
2023	January	165	0	10	0	30	205
	February	110	0	0	0	27	137
	All Offence Months	275	0	10	0	57	342
Prior to 2000	January	13	2	103	0	4	122
	February	1	0	7	0	0	8

Zero suppression rows and columns. Suppression options applied: zero values, division by zero, missing values, overflow values.

Updated : Wednesday, March 8, 2023 - Current Period : 1999/12/31

4100 - NORTH BAY All Offence Dates All Offence Hours of Day All Offence Days of Week All Offence Months
All Coverage Types **Traffic Charges (Big 4) - PSB Report** All Offence Act Part Types All Courts All Badges All
License Plate Location All Offender Gender All Offender Age Group All Date Added All Prior Offence Date
MEASURES

Offence Count as values		Speeding	Seatbelt	Impaired	Distracted	Traffic Charges (Big 4) - PSB Report
2021	August	108	4	9	0	121
	September	109	3	1	0	113
	October	131	4	2	6	143
	November	91	1	2	3	97
	December	63	0	4	1	68
	All Offence Months	1,330	29	29	14	1,402
2022	January	80	6	2	1	89
	February	69	1	1	1	72
	March	61	0	0	0	61
	April	294	1	0	0	295
	May	257	1	0	1	259
	June	127	3	0	2	132
	July	217	3	0	1	221
	August	120	1	6	2	129
	September	184	1	2	1	188
	October	181	1	2	1	185
	November	127	1	0	1	129
	December	99	0	0	0	99
	All Offence Months	1,816	19	13	11	1,859
2023	January	100	1	0	3	104
	February	67	0	0	0	67
	March	0	0	0	0	0



Calls For Service (CFS) Billing Summary Report

East Ferris January to March - 2023

Billing Categories (Billing categories below do not match traditional crime groupings)		2023				2022			
		January to March	Year to Date	Time Standard	Year To Date Weighted Hours	January to March	Year to Date	Time Standard	Year To Date Weighted Hours
Violent Criminal Code	Sexual Assault	0	0		0.0	1	1	15.8	15.8
	Sexual Interference	0	0		0.0	1	1	15.8	15.8
	Assault-Level 1	1	1	15.8	15.8	4	4	15.8	63.2
	Criminal Harassment	0	0		0.0	2	2	15.8	31.6
	Utter Threats to Person	0	0		0.0	2	2	15.8	31.6
	Total	1	1	15.8	15.8	10	10	15.8	158.0
Property Crime Violations	Break & Enter - Firearms	0	0		0.0	1	1	6.4	6.4
	Theft of Motor Vehicle	0	0		0.0	1	1	6.4	6.4
	Theft under - Other Theft	1	1	6.4	6.4	0	0		0.0
	Fraud - False Pretence < = \$5,000	1	1	6.4	6.4	0	0		0.0
	Fraud - Fraud through mails	1	1	6.4	6.4	0	0		0.0
	Fraud -Money/property/ security > \$5,000	1	1	6.4	6.4	1	1	6.4	6.4
	Fraud - Other	1	1	6.4	6.4	0	0		0.0
	Mischief - master code	0	0		0.0	1	1	6.4	6.4
	Interfere with lawful use, enjoyment of property	0	0		0.0	1	1	6.4	6.4
	Total	5	5	6.4	32.0	5	5	6.4	32.0
Other Criminal Code Violations (Excluding traffic)	Offensive Weapons-Possession of Weapons	0	0		0.0	1	1	7.5	7.5
	Breach of Probation -In relation to children	0	0		0.0	1	1	7.5	7.5
	Total	0	0		0.0	2	2	7.5	15.0
Statutes & Acts	Mental Health Act	0	0		0.0	4	4	3.4	13.6
	Mental Health Act - Threat of Suicide	0	0		0.0	1	1	3.4	3.4
	Mental Health Act - Voluntary Transport	0	0		0.0	1	1	3.4	3.4
	Trespass To Property Act	1	1	3.4	3.4	1	1	3.4	3.4
	Total	1	1	3.4	3.4	7	7	3.4	23.8
Operational	Animal Injured	1	1	3.8	3.8	0	0		0.0
	Domestic Disturbance	3	3	3.8	11.4	8	8	3.8	30.4
	Fire - Building	0	0		0.0	1	1	3.8	3.8
	Fire - Vehicle	0	0		0.0	1	1	3.8	3.8
	Noise Complaint - Master code	1	1	3.8	3.8	0	0		0.0



Calls For Service (CFS) Billing Summary Report

East Ferris January to March - 2023

Billing Categories (Billing categories below do not match traditional crime groupings)		2023				2022			
		January to March	Year to Date	Time Standard	Year To Date Weighted Hours	January to March	Year to Date	Time Standard	Year To Date Weighted Hours
Operational	Lost Property -Master code	0	0		0.0	2	2	3.8	7.6
	Lost License Plate	0	0		0.0	2	2	3.8	7.6
	Lost-Personal Accessories	0	0		0.0	1	1	3.8	3.8
	Suspicious Vehicle	0	0		0.0	2	2	3.8	7.6
	Vehicle Recovered - Automobile	0	0		0.0	1	1	3.8	3.8
	Unwanted Persons	1	1	3.8	3.8	0	0		0.0
	Neighbour Dispute	1	1	3.8	3.8	1	1	3.8	3.8
	Assist Public	4	4	3.8	15.2	6	6	3.8	22.8
	Family Dispute	2	2	3.8	7.6	11	11	3.8	41.8
	Total	13	13	3.8	49.4	36	36	3.8	136.8
Operational2	False Alarm -Others	11	11	1.4	15.4	4	4	1.4	5.6
	False Alarm -Cancelled	1	1	1.4	1.4	2	2	1.4	2.8
	Keep the Peace	4	4	1.4	5.6	2	2	1.4	2.8
	911 call / 911 hang up	0	0		0.0	2	2	1.4	2.8
	911 call - Dropped Cell	1	1	1.4	1.4	1	1	1.4	1.4
	Total	17	17	1.4	23.8	11	11	1.4	15.4
Traffic	MVC (MOTOR VEHICLE COLLISION) -Master code	0	0		0.0	1	1	3.7	3.7
	MVC - Personal Injury (MOTOR VEHICLE COLLISION)	0	0		0.0	2	2	3.7	7.4
	MVC - Prop. Dam. Non Reportable	1	1	3.7	3.7	3	3	3.7	11.1
	MVC - Prop. Dam. Reportable (MOTOR VEHICLE COLLISION)	4	4	3.7	14.8	17	17	3.7	62.9
	Total	5	5	3.7	18.5	23	23	3.7	85.1
Total		42	42		142.9	94	94		466.1

Note to Detachment Commanders:

- The content of each report is to be shared by the Detachment Commander only with the municipality for which it was generated. The municipality may treat this as a public document and distribute it as they wish.
- All data is sourced from the Niche RMS application. Included are 'reported' occurrences (actuals and unfounded occurrences) for 'billable' occurrences ONLY. Data is refreshed on a weekly basis.
- The Traffic category includes motor vehicle collision (MVC) occurrences entered into Niche (UCR code 8521). MVCs are NOT sourced from the eCRS application for this report.
- Only the primary violation is counted within an occurrence.
- Time standards displayed are for the 2023 billing period.

Note to Municipalities:

Report Content Last Updated:
2023/03/25

Report generated by:
Kuehni, Natalie

Report generated on:
29-Mar-23 12:50:46 PM
Page 2 of 3



Calls For Service (CFS) Billing Summary Report

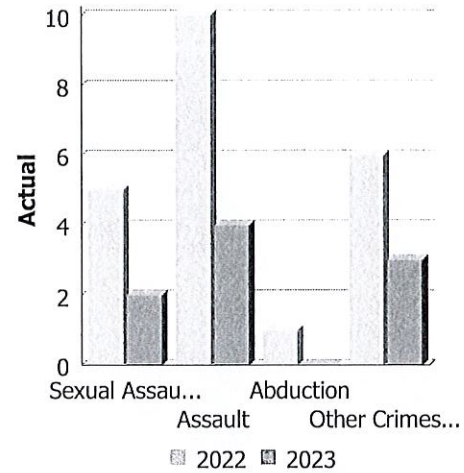
East Ferris January to March - 2023

- Data contained within this report is dynamic in nature and numbers will change over time as the Ontario Provincial Police continues to investigate and solve crime.
- This report is NOT to be used for crime trend analysis as not all occurrences are included.
- Data groupings within this report do not match traditional crime groupings seen in other public reports such as the OPP Police Services Board reports or Statistics Canada reporting.

Police Services Board Report for THE MUNICIPALITY OF EAST FERRIS
Records Management System
January to March - 2023

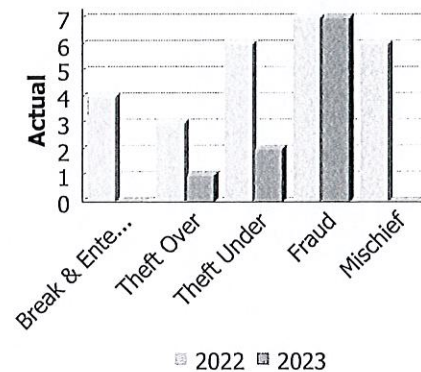
Violent Crime

Actual	January to March			Year to Date - March		
	2022	2023	% Change	2022	2023	% Change
Murder	0	0	--	0	0	--
Other Offences Causing Death	0	0	--	0	0	--
Attempted Murder	0	0	--	0	0	--
Sexual Assault	5	2	-60.0%	5	2	-60.0%
Assault	10	4	-60.0%	10	4	-60.0%
Abduction	1	0	-100.0%	1	0	-100.0%
Robbery	0	0	--	0	0	--
Other Crimes Against a Person	6	3	-50.0%	6	3	-50.0%
Total	22	9	-59.1%	22	9	-59.1%



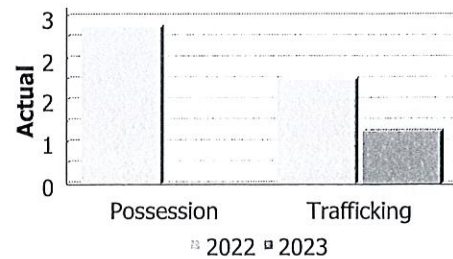
Property Crime

Actual	January to March			Year to Date - March		
	2022	2023	% Change	2022	2023	% Change
Arson	0	0	--	0	0	--
Break & Enter	4	0	-100.0%	4	0	-100.0%
Theft Over	3	1	-66.7%	3	1	-66.7%
Theft Under	6	2	-66.7%	6	2	-66.7%
Have Stolen Goods	0	0	--	0	0	--
Fraud	7	7	0.0%	7	7	0.0%
Mischief	6	0	-100.0%	6	0	-100.0%
Total	26	10	-61.5%	26	10	-61.5%



Drug Crime

Actual	January to March			Year to Date - March		
	2022	2023	% Change	2022	2023	% Change
Possession	3	0	-100.0%	3	0	-100.0%
Trafficking	2	1	-50.0%	2	1	-50.0%
Importation and Production	0	0	--	0	0	--
Total	5	1	-80.0%	5	1	-80.0%



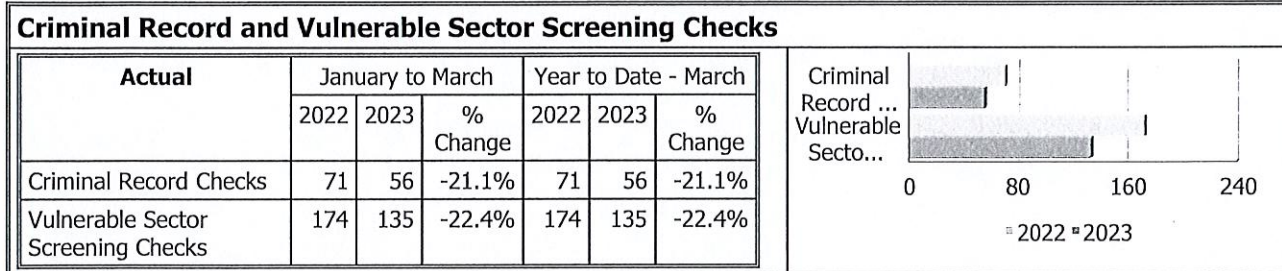
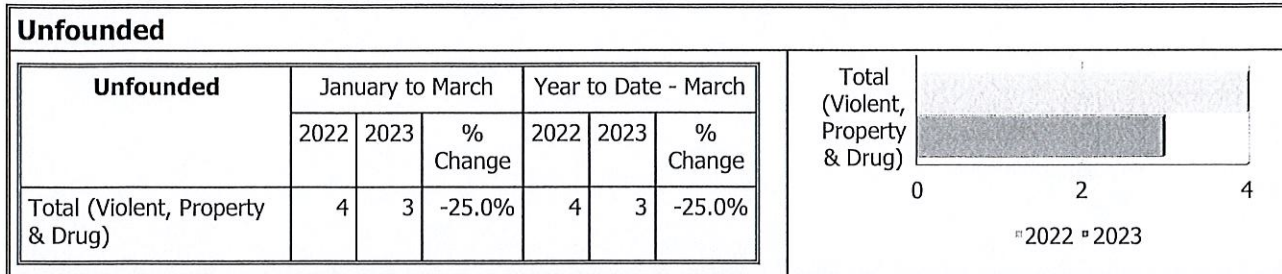
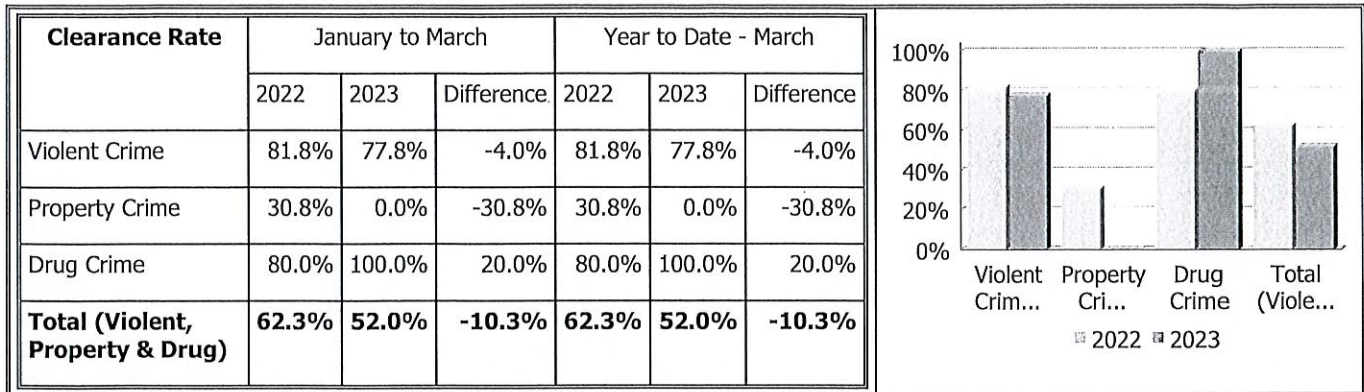
Clearance Rate

Detachment: 41 - NORTH BAY
Location code(s): 4100 - NORTH BAY
Data source date: 2023/03/25

Report Generated by:
 Kuehni, Natalie

Report Generated on:
 29-Mar-23 3:06:26 PM
 PP-CSC-Operational Planning-4300

Police Services Board Report for THE MUNICIPALITY OF EAST FERRIS
Records Management System
January to March - 2023



Data contained within this report is dynamic in nature and numbers will change over time as the Ontario Provincial Police continue to investigate and solve crime.

Data Utilized

- Major Crimes
- Niche RMS All Offence Level Business Intelligence Cube

Detachment: 4I - NORTH BAY

Location code(s): 4I00 - NORTH BAY

Data source date:

2023/03/25

Report Generated by:

Kuehni, Natalie

Report Generated on:

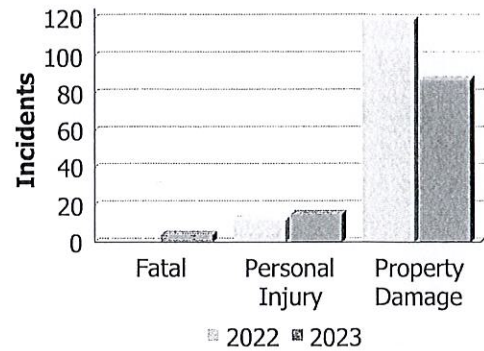
29-Mar-23 3:06:26 PM

PP-CSC-Operational Planning-4300

Police Services Board Report for THE MUNICIPALITY OF EAST
Collision Reporting System
January to March - 2023

Motor Vehicle Collisions by Type

Incidents	January to March			Year to Date - March		
	2022	2023	% Change	2022	2023	% Change
Fatal	0	4	--	0	4	--
Personal Injury	12	15	25.0%	12	15	25.0%
Property Damage	119	87	-26.9%	119	87	-26.9%
Total	131	106	-19.1%	131	106	-19.1%



Data Utilized

- SQL online application reporting system – OPP CRS 2.3.09
- Collision Reporting System Business Intelligence Cube

Detachment: 4I - NORTH BAY
Location code(s): 4I00-NORTH BAY
Data source date:
 2023/03/28

Report Generated by:
 Kuehni, Natalie

Report Generated on:
 29-Mar-23 1:00:53 PM
 PP-CSC-Operational Planning-4300